



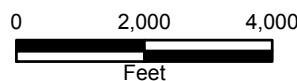



**Legend**

-  Surface Temperature (deg C) Contour
-  Site Boundary
-  Adjacent Off-site Area
-  Causeway



PSEG Power, LLC  
 PSEG Site ESPA  
 Part 3, Environmental Report

Surface Temperature Profiles;  
 May 29, 1998 End of Ebb Tide

FIGURE 5.2-2 Rev 0