

Status: ☒ Y ☐ N ☐ U

### Seismic Walkdown Checklist (SWC)

Equipment ID No.: 2PA33J

Equipment Class: (20) Instrumentation and Control Panels and Cabinets

Equipment Description: CAB CONT SYSTEM ESF 21 0-3373B AB2

Project: Byron 2 SWEL

Location (Bldg, Elev, Room/Area): Auxiliary, 451.00 ft, ALL

Manufacturer/Model:

#### Instructions for Completing Checklist

This checklist may be used to document the results of the Seismic Walkdown of an item of equipment on the SWEL. The space below each of the following questions may be used to record the results of judgments and findings. Additional space is provided at the end of this checklist for documenting other comments.

#### Anchorage

1. Is anchorage configuration verification required (i.e., is the item one of the 50% of SWEL items requiring such verification)? No
2. Is the anchorage free of bent, broken, missing or loose hardware? Yes
3. Is the anchorage free of corrosion that is more than mild surface oxidation? Yes
4. Is the anchorage free of visible cracks in the concrete near the anchors? Yes
5. Is the anchorage configuration consistent with plant documentation? (Note: This question only applies if the item is one of the 50% for which an anchorage configuration verification is required.) Not Applicable
6. Based on the above anchorage evaluations, is the anchorage free of potentially adverse seismic conditions? Yes  
*See discussion in Section 5 of report to address cove molding at anchorage detail. Anchorage is judged to be acceptable.*

Status: ☒ Y ☐ N ☐ U

### Seismic Walkdown Checklist (SWC)

Equipment ID No.: 2PA33J

Equipment Class: (20) Instrumentation and Control Panels and Cabinets

Equipment Description: CAB CONT SYSTEM ESF 21 0-3373B AB2

#### Interaction Effects

7. Are soft targets free from impact by nearby equipment or structures? Yes

*Adjacent cabinets are bolted together to eliminate spatial interaction during a seismic event.*

8. Are overhead equipment, distribution systems, ceiling tiles and lighting, and masonry block walls not likely to collapse onto the equipment? Yes

*Partially open S-hooks on lights. IR 1397694 was written to inspect and close S-hooks. S-hooks are not likely to become disengaged in a seismic event since they are not fully open and are therefore acceptable.*

9. Do attached lines have adequate flexibility to avoid damage? Yes

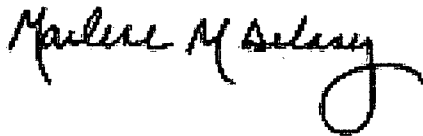
10. Based on the above seismic interaction evaluations, is equipment free of potentially adverse seismic interaction effects? Yes

#### Other Adverse Conditions

11. Have you looked for and found no adverse seismic conditions that could adversely affect the safety functions of the equipment? Yes

#### Comments

Seismic walkdown team M. Delaney & P. Gazda 8/6/12 pm



Evaluated by:

Marlene Delaney

Date: 10/5/2012



Philip Gazda

10/5/2012



Status: ☒ Y ☐ N ☐ U

**Seismic Walkdown Checklist (SWC)**

Equipment ID No.: 2PA33J

Equipment Class: (20) Instrumentation and Control Panels and Cabinets

Equipment Description: CAB CONT SYSTEM ESF 21 0-3373B AB2

**Photos**



2PA33J Byron 1 & 2 080



2PA33J Byron 1 & 2 081

Status: ☒ Y ☐ N ☐ U

### Seismic Walkdown Checklist (SWC)

Equipment ID No.: 2PA34J

Equipment Class: (20) Instrumentation and Control Panels and Cabinets

Equipment Description: CAB CONT SYSTEM ESF 22 0-3373B AB2

Project: Byron 2 SWEL

Location (Bldg, Elev, Room/Area): Auxiliary, 451.00 ft, ALL

Manufacturer/Model:

#### Instructions for Completing Checklist

This checklist may be used to document the results of the Seismic Walkdown of an item of equipment on the SWEL. The space below each of the following questions may be used to record the results of judgments and findings. Additional space is provided at the end of this checklist for documenting other comments.

#### Anchorage

1. Is anchorage configuration verification required (i.e., is the item one of the 50% of SWEL items requiring such verification)? No
2. Is the anchorage free of bent, broken, missing or loose hardware? Yes
3. Is the anchorage free of corrosion that is more than mild surface oxidation? Yes
4. Is the anchorage free of visible cracks in the concrete near the anchors? Yes
5. Is the anchorage configuration consistent with plant documentation? (Note: This question only applies if the item is one of the 50% for which an anchorage configuration verification is required.) Not Applicable
6. Based on the above anchorage evaluations, is the anchorage free of potentially adverse seismic conditions? Yes  
*See discussion in Section 5 of report to address cove molding at anchorage detail. Anchorage is judged to be acceptable.*

Status: ☒ Y ☐ N ☐ U

**Seismic Walkdown Checklist (SWC)**

Equipment ID No.: 2PA34J

Equipment Class: (20) Instrumentation and Control Panels and Cabinets

Equipment Description: CAB CONT SYSTEM ESF 22 0-3373B AB2

**Interaction Effects**

7. Are soft targets free from impact by nearby equipment or structures? Yes

*Adjacent cabinets are bolted together to eliminate spatial interaction during a seismic event.*

8. Are overhead equipment, distribution systems, ceiling tiles and lighting, and masonry block walls not likely to collapse onto the equipment? Yes

*Partially open S-hooks on lights. IR 1397694 was written to inspect and close S-hooks. S-hooks are not likely to become disengaged in a seismic event since they are not fully open and are therefore acceptable.*

9. Do attached lines have adequate flexibility to avoid damage? Yes

10. Based on the above seismic interaction evaluations, is equipment free of potentially adverse seismic interaction effects? Yes

**Other Adverse Conditions**

11. Have you looked for and found no adverse seismic conditions that could adversely affect the safety functions of the equipment? Yes

**Comments**

Seismic walkdown team M. Delaney & P. Gazda 8/6/12 pm

Evaluated by:

*Marlene M Delaney*

Marlene Delaney

Date: 10/5/2012

*P. O. Gazda*

Philip Gazda

10/5/2012



Status: ☒ Y ☐ N ☐ U

**Seismic Walkdown Checklist (SWC)**

Equipment ID No.: 2PA34J

Equipment Class: (20) Instrumentation and Control Panels and Cabinets

Equipment Description: CAB CONT SYSTEM ESF 22 0-3373B AB2

**Photos**



2PA34J Byron 1 & 2 082



2PA34J Byron 1 & 2 083

Status: ☒ Y ☐ N ☐ U

### Seismic Walkdown Checklist (SWC)

Equipment ID No.: 2PA51J

Equipment Class: (20) Instrumentation and Control Panels and Cabinets

Equipment Description: CAB HJTC RX VESSEL LEVEL CH A 0-3373B AB2

Project: Byron 2 SWEL

Location (Bldg, Elev, Room/Area): Auxiliary, 451.00 ft, ALL

Manufacturer/Model:

#### Instructions for Completing Checklist

This checklist may be used to document the results of the Seismic Walkdown of an item of equipment on the SWEL. The space below each of the following questions may be used to record the results of judgments and findings. Additional space is provided at the end of this checklist for documenting other comments.

#### Anchorage

1. Is anchorage configuration verification required (i.e., is the item one of the 50% of SWEL items requiring such verification)? No
2. Is the anchorage free of bent, broken, missing or loose hardware? Yes
3. Is the anchorage free of corrosion that is more than mild surface oxidation? Yes
4. Is the anchorage free of visible cracks in the concrete near the anchors? Yes
5. Is the anchorage configuration consistent with plant documentation? (Note: This question only applies if the item is one of the 50% for which an anchorage configuration verification is required.) Not Applicable
6. Based on the above anchorage evaluations, is the anchorage free of potentially adverse seismic conditions? Yes  
*One side of exterior weld is visible due to loose cove molding. Interior weld also seen. (Cabinet opened) See discussion in Section 5 of report to address cove molding at anchorage detail. Anchorage is judged to be acceptable.  
Drawing 6E-0-3391AJ Revision AF.*

Status: ☒ Y ☐ N ☐ U

**Seismic Walkdown Checklist (SWC)**

Equipment ID No.: 2PA51J

Equipment Class: (20) Instrumentation and Control Panels and Cabinets

Equipment Description: CAB HJTC RX VESSEL LEVEL CH A 0-3373B AB2

**Interaction Effects**

7. Are soft targets free from impact by nearby equipment or structures? Yes

*Adjacent cabinets are bolted together to eliminate spatial interaction during a seismic event.*

8. Are overhead equipment, distribution systems, ceiling tiles and lighting, and masonry block walls not likely to collapse onto the equipment? Yes

*Partially open S-hooks on lights. IR 1397694 was written to inspect and close S-hooks. S-hooks are not likely to become disengaged in a seismic event since they are not fully open and are therefore acceptable.*

9. Do attached lines have adequate flexibility to avoid damage? Yes

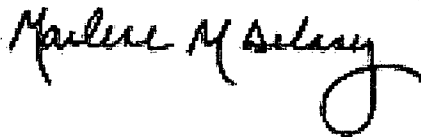
10. Based on the above seismic interaction evaluations, is equipment free of potentially adverse seismic interaction effects? Yes

**Other Adverse Conditions**

11. Have you looked for and found no adverse seismic conditions that could adversely affect the safety functions of the equipment? Yes

**Comments**

Seismic walkdown team M. Delaney & P. Gazda 8/6/12 pm



Evaluated by:

Marlene Delaney

Date: 10/5/2012



Philip Gazda

10/5/2012



Status: ☒ Y ☐ N ☐ U


**Seismic Walkdown Checklist (SWC)**

Equipment ID No.: 2PA51J


Equipment Class: (20) Instrumentation and Control Panels and Cabinets

Equipment Description: CAB HJTC RX VESSEL LEVEL CH A 0-3373B AB2

**Photos**



2PA51J Byron 1 & 2 084



2PA51J Byron 1 & 2 085



Status: ☒ Y ☐ N ☐ U

**Seismic Walkdown Checklist (SWC)**

Equipment ID No.: 2PA51J

Equipment Class: (20) Instrumentation and Control Panels and Cabinets

Equipment Description: CAB HJTC RX VESSEL LEVEL CH A 0-3373B AB2



2PA51J Byron 1 & 2 086



Status: ☒ Y ☐ N ☐ U

**Seismic Walkdown Checklist (SWC)**

Equipment ID No.: 2PA52J

Equipment Class: (20) Instrumentation and Control Panels and Cabinets

Equipment Description: CAB HJTC RX VESSEL LEVEL CH B 0-3373B AB2

Project: Byron 2 SWEL

Location (Bldg, Elev, Room/Area): Auxiliary, 451.00 ft, ALL

Manufacturer/Model:

**Instructions for Completing Checklist**

This checklist may be used to document the results of the Seismic Walkdown of an item of equipment on the SWEL. The space below each of the following questions may be used to record the results of judgments and findings. Additional space is provided at the end of this checklist for documenting other comments.

**Anchorage**

1. Is anchorage configuration verification required (i.e., is the item one of the 50% of SWEL items requiring such verification)? No
2. Is the anchorage free of bent, broken, missing or loose hardware? Yes
3. Is the anchorage free of corrosion that is more than mild surface oxidation? Yes
4. Is the anchorage free of visible cracks in the concrete near the anchors? Yes
5. Is the anchorage configuration consistent with plant documentation? (Note: This question only applies if the item is one of the 50% for which an anchorage configuration verification is required.) Not Applicable
6. Based on the above anchorage evaluations, is the anchorage free of potentially adverse seismic conditions? Yes  
*Weld verified on one side only. See discussion in Section 5 of report to address cove molding at anchorage detail. Anchorage is judged to be acceptable.*

*Drawing 6E-0-3391AJ Revision AF*

Status: ☒ Y ☐ N ☐ U

**Seismic Walkdown Checklist (SWC)**

Equipment ID No.: 2PA52J

Equipment Class: (20) Instrumentation and Control Panels and Cabinets

Equipment Description: CAB HJTC RX VESSEL LEVEL CH B 0-3373B AB2

**Interaction Effects**

7. Are soft targets free from impact by nearby equipment or structures? Yes

*Adjacent cabinets are bolted together to eliminate spatial interaction during a seismic event.*

8. Are overhead equipment, distribution systems, ceiling tiles and lighting, and masonry block walls not likely to collapse onto the equipment? Yes

*Partially open S-hooks on lights. IR 1397694 was written to inspect and close S-hooks. S-hooks are not likely to become disengaged in a seismic event since they are not fully open and are therefore acceptable.*

9. Do attached lines have adequate flexibility to avoid damage? Yes

10. Based on the above seismic interaction evaluations, is equipment free of potentially adverse seismic interaction effects? Yes

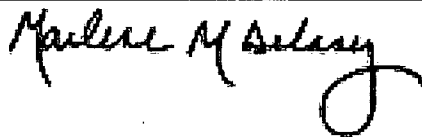
**Other Adverse Conditions**

11. Have you looked for and found no adverse seismic conditions that could adversely affect the safety functions of the equipment? Yes

**Comments**


Seismic walkdown team M. Delaney & P. Gazda 8/6/12 pm

Evaluated by:



Marlene Delaney

Date: 10/5/2012



Philip Gazda

10/5/2012

Status: ☒ Y ☐ N ☐ U


**Seismic Walkdown Checklist (SWC)**

Equipment ID No.: 2PA52J

Equipment Class: (20) Instrumentation and Control Panels and Cabinets

Equipment Description: CAB HJTC RX VESSEL LEVEL CH B 0-3373B AB2

**Photos**



2PA52J Byron 1 & 2 087



2PA52J Byron 1 & 2 088

Status: ☒ Y ☐ N ☐ U

**Seismic Walkdown Checklist (SWC)**

Equipment ID No.: 2PI-0633

Equipment Class: (18) Instruments on Racks

Equipment Description: SFP PMP SUCTION PRESSURE INDICATOR

Project: Byron 2 SWEL

Location (Bldg, Elev, Room/Area): FH, 401.00 ft, ALL

Manufacturer/Model:

**Instructions for Completing Checklist**

This checklist may be used to document the results of the Seismic Walkdown of an item of equipment on the SWEL. The space below each of the following questions may be used to record the results of judgments and findings. Additional space is provided at the end of this checklist for documenting other comments.

**Anchorage**

1. Is anchorage configuration verification required (i.e., is the item one of the 50% of SWEL items requiring such verification)? No
2. Is the anchorage free of bent, broken, missing or loose hardware? Not Applicable
3. Is the anchorage free of corrosion that is more than mild surface oxidation? Not Applicable
4. Is the anchorage free of visible cracks in the concrete near the anchors? Not Applicable
5. Is the anchorage configuration consistent with plant documentation? (Note: This question only applies if the item is one of the 50% for which an anchorage configuration verification is required.) Not Applicable
6. Based on the above anchorage evaluations, is the anchorage free of potentially adverse seismic conditions? Yes  
*Instrument is securely attached to rack that is well-anchored at concrete column.*

Status: ☒ Y ☐ N ☐ U

**Seismic Walkdown Checklist (SWC)**

Equipment ID No.: 2PI-0633

Equipment Class: (18) Instruments on Racks

Equipment Description: SFP PMP SUCTION PRESSURE INDICATOR

**Interaction Effects**

7. Are soft targets free from impact by nearby equipment or structures? Yes
8. Are overhead equipment, distribution systems, ceiling tiles and lighting, and masonry block walls not likely to collapse onto the equipment? Yes  
*Masonry wall is seismic and would not collapse on equipment- crack at column not a structural/seismic issue since at location of low stress in the wall.*
9. Do attached lines have adequate flexibility to avoid damage? Yes
10. Based on the above seismic interaction evaluations, is equipment free of potentially adverse seismic interaction effects? Yes

**Other Adverse Conditions**

11. Have you looked for and found no adverse seismic conditions that could adversely affect the safety functions of the equipment? Yes

**Comments**

Seismic walkdown team M. Delaney & P. Gazda 8/9/12 am

Evaluated by:

*Marlene M Delaney*

Marlene Delaney

Date: 10/5/2012

*P. V. Gazda*

Philip Gazda

10/5/2012



Status: ☒ Y ☐ N ☐ U

**Seismic Walkdown Checklist (SWC)**

Equipment ID No.: 2PI-0633

Equipment Class: (18) Instruments on Racks

Equipment Description: SFP PMP SUCTION PRESSURE INDICATOR

**Photos**



2PI-0633 Byron 1 & 2 8-9-12 055

Status: ☒ Y ☐ N ☐ U

### Seismic Walkdown Checklist (SWC)

Equipment ID No.: 2PL07J

Equipment Class: (20) Instrumentation and Control Panels and Cabinets

Equipment Description: 2A DG 2DG01KA CONTROL PANEL

Project: Byron 2 SWEL

Location (Bldg, Elev, Room/Area): Auxiliary, 401.00 ft, ALL

Manufacturer/Model:

#### Instructions for Completing Checklist

This checklist may be used to document the results of the Seismic Walkdown of an item of equipment on the SWEL. The space below each of the following questions may be used to record the results of judgments and findings. Additional space is provided at the end of this checklist for documenting other comments.

#### Anchorage

1. Is anchorage configuration verification required (i.e., is the item one of the 50% of SWEL items requiring such verification)? Yes
2. Is the anchorage free of bent, broken, missing or loose hardware? Yes
3. Is the anchorage free of corrosion that is more than mild surface oxidation? Yes
4. Is the anchorage free of visible cracks in the concrete near the anchors? Yes
5. Is the anchorage configuration consistent with plant documentation? (Note: This question only applies if the item is one of the 50% for which an anchorage configuration verification is required.) Yes  
*Drawing 6E-0-3391AH Revision S*  
*Cabinet door opened to visually inspect weld which is located at shim plates. Shim locations measured on exterior to determine weld spacing - meets or exceeds drawing requirement.*
6. Based on the above anchorage evaluations, is the anchorage free of potentially adverse seismic conditions? Yes

Status: ☒ Y ☐ N ☐ U

**Seismic Walkdown Checklist (SWC)**

Equipment ID No.: 2PL07J

Equipment Class: (20) Instrumentation and Control Panels and Cabinets

Equipment Description: 2A DG 2DG01KA CONTROL PANEL

**Interaction Effects**

7. Are soft targets free from impact by nearby equipment or structures? Yes
8. Are overhead equipment, distribution systems, ceiling tiles and lighting, and masonry block walls not likely to collapse onto the equipment? Yes
9. Do attached lines have adequate flexibility to avoid damage? Yes
10. Based on the above seismic interaction evaluations, is equipment free of potentially adverse seismic interaction effects? Yes

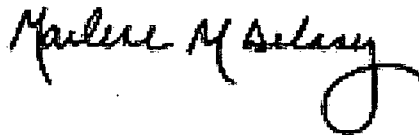
**Other Adverse Conditions**

11. Have you looked for and found no adverse seismic conditions that could adversely affect the safety functions of the equipment? Yes

**Comments**


Seismic walkdown team M. Delaney & P. Gazda 8/7/12 pm

Evaluated by:



Marlene Delaney

Date: 10/5/2012



Philip Gazda

10/5/2012



Status: ☒ Y ☐ N ☐ U

**Seismic Walkdown Checklist (SWC)**

Equipment ID No.: 2PL07J


Equipment Class: (20) Instrumentation and Control Panels and Cabinets

Equipment Description: 2A DG 2DG01KA CONTROL PANEL

**Photos**



2PL07J Byron 1 & 2 215



2PL07J Byron 1 & 2 216




Status: ☒ Y ☐ N ☐ U

**Seismic Walkdown Checklist (SWC)**

Equipment ID No.: 2PL07J

Equipment Class: (20) Instrumentation and Control Panels and Cabinets

Equipment Description: 2A DG 2DG01KA CONTROL PANEL



2PL07J Byron 1 & 2 217

Status: ☒ Y ☐ N ☐ U

### Seismic Walkdown Checklist (SWC)

Equipment ID No.: 2PL08J

Equipment Class: (20) Instrumentation and Control Panels and Cabinets

Equipment Description: 2B DG 2DG01KB CONTROL PANEL

Project: Byron 2 SWEL

Location (Bldg, Elev, Room/Area): Auxiliary, 401.00 ft, ALL

Manufacturer/Model:

#### Instructions for Completing Checklist

This checklist may be used to document the results of the Seismic Walkdown of an item of equipment on the SWEL. The space below each of the following questions may be used to record the results of judgments and findings. Additional space is provided at the end of this checklist for documenting other comments.

#### Anchorage

1. Is anchorage configuration verification required (i.e., is the item one of the 50% of SWEL items requiring such verification)? Yes
2. Is the anchorage free of bent, broken, missing or loose hardware? Yes
3. Is the anchorage free of corrosion that is more than mild surface oxidation? Yes
4. Is the anchorage free of visible cracks in the concrete near the anchors? Yes
5. Is the anchorage configuration consistent with plant documentation? (Note: This question only applies if the item is one of the 50% for which an anchorage configuration verification is required.) Yes  
*6E-0-3391AH Revision S*  
*Opened cabinet to visually inspect weld which are located at shim plates but did not enter. Measured shims on exterior for weld spacing verification.*
6. Based on the above anchorage evaluations, is the anchorage free of potentially adverse seismic conditions? Yes

Status: ☒ Y ☐ N ☐ U

**Seismic Walkdown Checklist (SWC)**

Equipment ID No.: 2PL08J

Equipment Class: (20) Instrumentation and Control Panels and Cabinets

Equipment Description: 2B DG 2DG01KB CONTROL PANEL

**Interaction Effects**

7. Are soft targets free from impact by nearby equipment or structures? Yes
8. Are overhead equipment, distribution systems, ceiling tiles and lighting, and masonry block walls not likely to collapse onto the equipment? Yes
9. Do attached lines have adequate flexibility to avoid damage? Yes
10. Based on the above seismic interaction evaluations, is equipment free of potentially adverse seismic interaction effects? Yes

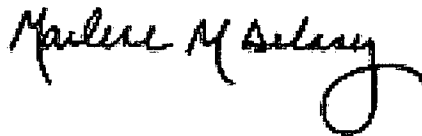
**Other Adverse Conditions**

11. Have you looked for and found no adverse seismic conditions that could adversely affect the safety functions of the equipment? Yes

**Comments**


Seismic walkdown team M. Delaney & P. Gazda 8/7/12 pm

Evaluated by:



Marlene Delaney

Date: 10/5/2012



Philip Gazda

10/5/2012



Status: ☒ Y ☐ N ☐ U


### Seismic Walkdown Checklist (SWC)

Equipment ID No.: 2PL08J


Equipment Class: (20) Instrumentation and Control Panels and Cabinets

Equipment Description: 2B DG 2DG01KB CONTROL PANEL

#### Photos



2PL08J Byron 1 & 2 212



2PL08J Byron 1 & 2 213



Status: ☒ Y ☐ N ☐ U

**Seismic Walkdown Checklist (SWC)**

Equipment ID No.: 2PL08J

Equipment Class: (20) Instrumentation and Control Panels and Cabinets

Equipment Description: 2B DG 2DG01KB CONTROL PANEL



2PL08J Byron 1 & 2 214

Status: ☒ Y ☐ N ☐ U

### Seismic Walkdown Checklist (SWC)

Equipment ID No.: 2PM05J

Equipment Class: (20) Instrumentation and Control Panels and Cabinets

Equipment Description: MAIN CONTROL BOARD

Project: Byron 2 SWEL

Location (Bldg, Elev, Room/Area): Auxiliary, 451.00 ft, ALL

Manufacturer/Model:

#### Instructions for Completing Checklist

This checklist may be used to document the results of the Seismic Walkdown of an item of equipment on the SWEL. The space below each of the following questions may be used to record the results of judgments and findings. Additional space is provided at the end of this checklist for documenting other comments.

#### Anchorage

1. Is anchorage configuration verification required (i.e., is the item one of the 50% of SWEL items requiring such verification)? Yes
2. Is the anchorage free of bent, broken, missing or loose hardware? Yes
3. Is the anchorage free of corrosion that is more than mild surface oxidation? Yes
4. Is the anchorage free of visible cracks in the concrete near the anchors? Yes
5. Is the anchorage configuration consistent with plant documentation? (Note: This question only applies if the item is one of the 50% for which an anchorage configuration verification is required.) Yes  
*Drawing 6E-0-3391AL Revision C*  
*Weld length greater than 6" with a minimum spacing of 12"*  
*Verified at carpet along edge of panel*  
*Small portion of weld could not be verified at interior of panel (cabinet opened)*  
*since internal components obstruct the weld.*

Status: ☒ Y ☐ N ☐ U

**Seismic Walkdown Checklist (SWC)**

Equipment ID No.: 2PM05J

Equipment Class: (20) Instrumentation and Control Panels and Cabinets

Equipment Description: MAIN CONTROL BOARD

- |    |  |     |
|----|--|-----|
| 6. | Based on the above anchorage evaluations, is the anchorage free of potentially adverse seismic conditions? | Yes |
|----|--|-----|

---

**Interaction Effects**

- |    |  |     |
|----|--|-----|
| 7. | Are soft targets free from impact by nearby equipment or structures? | Yes |
|----|--|-----|

- |    |  |     |
|----|--|-----|
| 8. | Are overhead equipment, distribution systems, ceiling tiles and lighting, and masonry block walls not likely to collapse onto the equipment? | Yes |
|----|--|-----|

*Calculation 8.11.6.9-BYR03-090 Revision 0 analyzes the ceiling and determined that the panels would not fall during a seismic event.*

*Masonry walls are seismic and would not collapse on the equipment.*

- |    |  |     |
|----|--|-----|
| 9. | Do attached lines have adequate flexibility to avoid damage? | Yes |
|----|--|-----|

- |     |   |     |
|-----|---|-----|
| 10. | Based on the above seismic interaction evaluations, is equipment free of potentially adverse seismic interaction effects? | Yes |
|-----|---|-----|

---

**Other Adverse Conditions**

- |     |  |     |
|-----|--|-----|
| 11. | Have you looked for and found no adverse seismic conditions that could adversely affect the safety functions of the equipment? | Yes |
|-----|--|-----|

*Loose screw on bottom back of panel - not a structural/seismic issue. IR 1397684 written to repair condition.*



Status: ☒ Y ☐ N ☐ U

**Seismic Walkdown Checklist (SWC)**

Equipment ID No.: 2PM05J

Equipment Class: (20) Instrumentation and Control Panels and Cabinets

Equipment Description: MAIN CONTROL BOARD

**Comments**

Seismic walkdown team M. Delaney & P. Gazda 8/6/12 am

*Marlene M Delaney*

Evaluated by:

Marlene Delaney

Date: 10/5/2012

*P. Gazda*

Philip Gazda

10/5/2012

**Photos**



2PM05J Byron 1 & 2 001



2PM05J Byron 1 & 2 002



Status: ☒ Y ☐ N ☐ U

**Seismic Walkdown Checklist (SWC)**

Equipment ID No.: 2PM05J

Equipment Class: (20) Instrumentation and Control Panels and Cabinets

Equipment Description: MAIN CONTROL BOARD



2PM05J Byron 1 & 2 003

Status: ☒ Y ☐ N ☐ U

### Seismic Walkdown Checklist (SWC)

Equipment ID No.: 2PM06J

Equipment Class: (20) Instrumentation and Control Panels and Cabinets

Equipment Description: MAIN CONTROL BOARD

Project: Byron 2 SWEL

Location (Bldg, Elev, Room/Area): Auxiliary, 451.00 ft, ALL

Manufacturer/Model:

#### Instructions for Completing Checklist

This checklist may be used to document the results of the Seismic Walkdown of an item of equipment on the SWEL. The space below each of the following questions may be used to record the results of judgments and findings. Additional space is provided at the end of this checklist for documenting other comments.

#### Anchorage

1. Is anchorage configuration verification required (i.e., is the item one of the 50% of SWEL items requiring such verification)? Yes
2. Is the anchorage free of bent, broken, missing or loose hardware? Yes
3. Is the anchorage free of corrosion that is more than mild surface oxidation? Yes
4. Is the anchorage free of visible cracks in the concrete near the anchors? Yes
5. Is the anchorage configuration consistent with plant documentation? (Note: This question only applies if the item is one of the 50% for which an anchorage configuration verification is required.) Yes  
*Drawing 6E-0-3391AL Revision C*  
*Weld length greater than 6" with 12" spacing (cabinet not opened - welds on exterior) and acceptable.*
6. Based on the above anchorage evaluations, is the anchorage free of potentially adverse seismic conditions? Yes

Status: ☒ Y ☐ N ☐ U

**Seismic Walkdown Checklist (SWC)**

Equipment ID No.: 2PM06J

Equipment Class: (20) Instrumentation and Control Panels and Cabinets

Equipment Description: MAIN CONTROL BOARD

**Interaction Effects**

7. Are soft targets free from impact by nearby equipment or structures? Yes
8. Are overhead equipment, distribution systems, ceiling tiles and lighting, and masonry block walls not likely to collapse onto the equipment? Yes  
*Calculation 8.11.6.9-BYR03-090 Revision 0 analyzes the ceiling and determined that the panels would not fall during a seismic event. Seismic block walls nearby.*
9. Do attached lines have adequate flexibility to avoid damage? Yes
10. Based on the above seismic interaction evaluations, is equipment free of potentially adverse seismic interaction effects? Yes

**Other Adverse Conditions**

11. Have you looked for and found no adverse seismic conditions that could adversely affect the safety functions of the equipment? Yes  
*Thumb screw loose on back panel. Not a structural/seismic issue. IR 1397697 written for repair.*

**Comments**

Evaluated by:

*Marlene M Delaney*

Marlene Delaney

Date: 10/5/2012

*P. O. Gazda*

Philip Gazda

10/5/2012



Status: ☒ Y ☐ N ☐ U

### Seismic Walkdown Checklist (SWC)

Equipment ID No.: 2PM06J

Equipment Class: (20) Instrumentation and Control Panels and Cabinets

Equipment Description: MAIN CONTROL BOARD

#### Photos



2PM06J - FIRE EXTINGUISHER SIEMIC MOUNTING  
Byron 1 & 2 005



2PM06J Byron 1 & 2 004

Status: ☒ Y ☐ N ☐ U

### Seismic Walkdown Checklist (SWC)

Equipment ID No.: 2PM07J

Equipment Class: (20) Instrumentation and Control Panels and Cabinets

Equipment Description: MAIN CONTROL BOARD

Project: Byron 2 SWEL

Location (Bldg, Elev, Room/Area): Auxiliary, 451.00 ft, ALL

Manufacturer/Model:

#### Instructions for Completing Checklist

This checklist may be used to document the results of the Seismic Walkdown of an item of equipment on the SWEL. The space below each of the following questions may be used to record the results of judgments and findings. Additional space is provided at the end of this checklist for documenting other comments.

#### Anchorage

1. Is anchorage configuration verification required (i.e., is the item one of the 50% of SWEL items requiring such verification)? No
2. Is the anchorage free of bent, broken, missing or loose hardware? Yes
3. Is the anchorage free of corrosion that is more than mild surface oxidation? Yes
4. Is the anchorage free of visible cracks in the concrete near the anchors? Yes
5. Is the anchorage configuration consistent with plant documentation? (Note: This question only applies if the item is one of the 50% for which an anchorage configuration verification is required.) Not Applicable
6. Based on the above anchorage evaluations, is the anchorage free of potentially adverse seismic conditions? Yes  
*Welds not visible due to carpeting and molding but environment is dry (control room) so it is unlikely that there is corrosion, since equipment doesn't vibrate it is unlikely that the welds have cracked. Based on the other weld inspections of Control Room anchorages, the weld for 2PM07J is acceptable.*

Status: ☒ Y ☐ N ☐ U

**Seismic Walkdown Checklist (SWC)**

Equipment ID No.: 2PM07J

Equipment Class: (20) Instrumentation and Control Panels and Cabinets

Equipment Description: MAIN CONTROL BOARD

**Interaction Effects**

7. Are soft targets free from impact by nearby equipment or structures? Yes
8. Are overhead equipment, distribution systems, ceiling tiles and lighting, and masonry block walls not likely to collapse onto the equipment? Yes  
*Calculation 8.11.6.9-BYR03-090 Revision 0 analyzes the ceiling and determined that the panels would not fall during a seismic event.*  
*Masonry walls are seismic and would not collapse on the equipment.*
9. Do attached lines have adequate flexibility to avoid damage? Yes
10. Based on the above seismic interaction evaluations, is equipment free of potentially adverse seismic interaction effects? Yes

**Other Adverse Conditions**

11. Have you looked for and found no adverse seismic conditions that could adversely affect the safety functions of the equipment? Yes

**Comments**

Seismic walkdown team M. Delaney & P. Gazda 8/6/12 am

Evaluated by:

*Marlene M Delaney*

Marlene Delaney

Date: 10/5/2012

*P. Gazda*

Philip Gazda

10/5/2012



Status: ☒ Y ☐ N ☐ U

**Seismic Walkdown Checklist (SWC)**

Equipment ID No.: 2PM07J

Equipment Class: (20) Instrumentation and Control Panels and Cabinets

Equipment Description: MAIN CONTROL BOARD

**Photos**



2PM07J Byron 1 & 2 007



Status: ☒ Y ☐ N ☐ U

### Seismic Walkdown Checklist (SWC)

Equipment ID No.: 2PM11J

Equipment Class: (20) Instrumentation and Control Panels and Cabinets

Equipment Description: MAIN CONTROL BOARD

Project: Byron 2 SWEL

Location (Bldg, Elev, Room/Area): Auxiliary, 451.00 ft, ALL

Manufacturer/Model:

#### Instructions for Completing Checklist

This checklist may be used to document the results of the Seismic Walkdown of an item of equipment on the SWEL. The space below each of the following questions may be used to record the results of judgments and findings. Additional space is provided at the end of this checklist for documenting other comments.

#### Anchorage

1. Is anchorage configuration verification required (i.e., is the item one of the 50% of SWEL items requiring such verification)? No
2. Is the anchorage free of bent, broken, missing or loose hardware? Yes
3. Is the anchorage free of corrosion that is more than mild surface oxidation? Yes
4. Is the anchorage free of visible cracks in the concrete near the anchors? Yes
5. Is the anchorage configuration consistent with plant documentation? (Note: This question only applies if the item is one of the 50% for which an anchorage configuration verification is required.) Not Applicable  
*Drawing 6E-0-3391AF Revision K*  
*Welds not visible due to carpeting and molding but environment is dry (control room) so it is unlikely that there is corrosion, since equipment doesn't vibrate it is unlikely that the welds haven't cracked. Based on the other weld inspections of Control Room anchorages, the weld for 2PM11J is acceptable.*

Status: ☒ Y ☐ N ☐ U

**Seismic Walkdown Checklist (SWC)**

Equipment ID No.: 2PM11J

Equipment Class: (20) Instrumentation and Control Panels and Cabinets

Equipment Description: MAIN CONTROL BOARD

- 
- |    |  |     |
|----|--|-----|
| 6. | Based on the above anchorage evaluations, is the anchorage free of potentially adverse seismic conditions? | Yes |
|----|--|-----|
- 

**Interaction Effects**

- |    |  |     |
|----|--|-----|
| 7. | Are soft targets free from impact by nearby equipment or structures? | Yes |
|----|--|-----|

- |    |  |     |
|----|--|-----|
| 8. | Are overhead equipment, distribution systems, ceiling tiles and lighting, and masonry block walls not likely to collapse onto the equipment? | Yes |
|----|--|-----|

*Calculation 8.11.6.9-BYR03-090 Revision 0 analyzes the ceiling and determined that the panels would not fall during a seismic event.*

*Masonry walls are seismic and would not collapse on the equipment.*

- |    |  |     |
|----|--|-----|
| 9. | Do attached lines have adequate flexibility to avoid damage? | Yes |
|----|--|-----|

- |     |   |     |
|-----|---|-----|
| 10. | Based on the above seismic interaction evaluations, is equipment free of potentially adverse seismic interaction effects? | Yes |
|-----|---|-----|
- 

**Other Adverse Conditions**

- |     |  |     |
|-----|--|-----|
| 11. | Have you looked for and found no adverse seismic conditions that could adversely affect the safety functions of the equipment? | Yes |
|-----|--|-----|
-

Status: ☒ Y ☐ N ☐ U

**Seismic Walkdown Checklist (SWC)**

Equipment ID No.: 2PM11J

Equipment Class: (20) Instrumentation and Control Panels and Cabinets

Equipment Description: MAIN CONTROL BOARD

**Comments**

Seismic walkdown team M. Delaney & P. Gazda 8/6/12 am

*Marlene M Delaney*

Evaluated by:

Marlene Delaney

Date: 10/5/2012

*P. O. Gazda*

Philip Gazda

10/5/2012

**Photos**



2PM11J Byron 1 & 2 006



Status: ☒ Y ☐ N ☐ U

### Seismic Walkdown Checklist (SWC)

Equipment ID No.: 2PT-0514

Equipment Class: (18) Instruments on Racks

Equipment Description: STM GEN LOOP 2A STEAM PRESS PR

Project: Byron 2 SWEL

Location (Bldg, Elev, Room/Area): Auxiliary, 377.00 ft, ALL

Manufacturer/Model:

#### Instructions for Completing Checklist

This checklist may be used to document the results of the Seismic Walkdown of an item of equipment on the SWEL. The space below each of the following questions may be used to record the results of judgments and findings. Additional space is provided at the end of this checklist for documenting other comments.

#### Anchorage

1. Is anchorage configuration verification required (i.e., is the item one of the 50% of SWEL items requiring such verification)? No
2. Is the anchorage free of bent, broken, missing or loose hardware? Not Applicable
3. Is the anchorage free of corrosion that is more than mild surface oxidation? Not Applicable
4. Is the anchorage free of visible cracks in the concrete near the anchors? Not Applicable
5. Is the anchorage configuration consistent with plant documentation? (Note: This question only applies if the item is one of the 50% for which an anchorage configuration verification is required.) Not Applicable
6. Based on the above anchorage evaluations, is the anchorage free of potentially adverse seismic conditions? Yes  
*Instrument is securely mounted on well-supported rack*

Status: ☒ Y ☐ N ☐ U

**Seismic Walkdown Checklist (SWC)**

Equipment ID No.: 2PT-0514

Equipment Class: (18) Instruments on Racks

Equipment Description: STM GEN LOOP 2A STEAM PRESS PR

**Interaction Effects**

7. Are soft targets free from impact by nearby equipment or structures? Yes
8. Are overhead equipment, distribution systems, ceiling tiles and lighting, and masonry block walls not likely to collapse onto the equipment? Yes
9. Do attached lines have adequate flexibility to avoid damage? Yes
10. Based on the above seismic interaction evaluations, is equipment free of potentially adverse seismic interaction effects? Yes

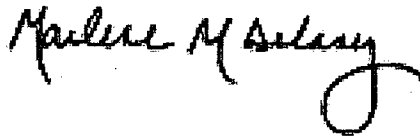
**Other Adverse Conditions**

11. Have you looked for and found no adverse seismic conditions that could adversely affect the safety functions of the equipment? Yes

**Comments**


Seismic walkdown team M. Delaney & P. Gazda 8/7/12 am

Evaluated by:



Marlene Delaney

Date: 10/5/2012



Philip Gazda

10/5/2012

Status: ☒ Y ☐ N ☐ U

**Seismic Walkdown Checklist (SWC)**

Equipment ID No.: 2PT-0514

Equipment Class: (18) Instruments on Racks

Equipment Description: STM GEN LOOP 2A STEAM PRESS PR

**Photos**



2PT-0514 Byron 1 & 2 138



Status: ☒ Y ☐ N ☐ U

### Seismic Walkdown Checklist (SWC)

Equipment ID No.: 2PT-0546

Equipment Class: (18) Instruments on Racks

Equipment Description: STM GEN LOOP 2D STEAM PRESS PR

Project: Byron 2 SWEL

Location (Bldg, Elev, Room/Area): Auxiliary, 377.00 ft, ALL

Manufacturer/Model:

#### Instructions for Completing Checklist

This checklist may be used to document the results of the Seismic Walkdown of an item of equipment on the SWEL. The space below each of the following questions may be used to record the results of judgments and findings. Additional space is provided at the end of this checklist for documenting other comments.

#### Anchorage

1. Is anchorage configuration verification required (i.e., is the item one of the 50% of SWEL items requiring such verification)? No
2. Is the anchorage free of bent, broken, missing or loose hardware? Not Applicable
3. Is the anchorage free of corrosion that is more than mild surface oxidation? Not Applicable
4. Is the anchorage free of visible cracks in the concrete near the anchors? Not Applicable
5. Is the anchorage configuration consistent with plant documentation? (Note: This question only applies if the item is one of the 50% for which an anchorage configuration verification is required.) Not Applicable
6. Based on the above anchorage evaluations, is the anchorage free of potentially adverse seismic conditions? Yes  
*Instrument securely mounted on a well-supported rack*

Status: ☒ Y ☐ N ☐ U

**Seismic Walkdown Checklist (SWC)**

Equipment ID No.: 2PT-0546

Equipment Class: (18) Instruments on Racks

Equipment Description: STM GEN LOOP 2D STEAM PRESS PR

**Interaction Effects**

7. Are soft targets free from impact by nearby equipment or structures? Yes
8. Are overhead equipment, distribution systems, ceiling tiles and lighting, and masonry block walls not likely to collapse onto the equipment? Yes
9. Do attached lines have adequate flexibility to avoid damage? Yes
10. Based on the above seismic interaction evaluations, is equipment free of potentially adverse seismic interaction effects? Yes

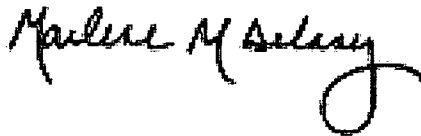
**Other Adverse Conditions**

11. Have you looked for and found no adverse seismic conditions that could adversely affect the safety functions of the equipment? Yes

**Comments**


Seismic walkdown team M. Delaney & P. Gazda 8/7/12 am

Evaluated by:



Marlene Delaney

Date: 10/5/2012



Philip Gazda

10/5/2012

Status: ☒ Y ☐ N ☐ U

**Seismic Walkdown Checklist (SWC)**

Equipment ID No.: 2PT-0546


Equipment Class: (18) Instruments on Racks

Equipment Description: STM GEN LOOP 2D STEAM PRESS PR

**Photos**



2PT-0546 Byron 1 & 2 139



2PT-0546 Byron 1 & 2 140



Status: ☒ Y ☐ N ☐ U

**Seismic Walkdown Checklist (SWC)**

Equipment ID No.: 2RH01PA

Equipment Class: (6) Vertical Pumps

Equipment Description: PUMP,2A RESIDUAL HEAT REMOVAL ASMBLY

Project: Byron 2 SWEL

Location (Bldg, Elev, Room/Area): Auxiliary, 346.00 ft, ALL

Manufacturer/Model:

**Instructions for Completing Checklist**

This checklist may be used to document the results of the Seismic Walkdown of an item of equipment on the SWEL. The space below each of the following questions may be used to record the results of judgments and findings. Additional space is provided at the end of this checklist for documenting other comments.

**Anchorage**

1. Is anchorage configuration verification required (i.e., is the item one of the 50% of SWEL items requiring such verification)? Yes
2. Is the anchorage free of bent, broken, missing or loose hardware? Yes
3. Is the anchorage free of corrosion that is more than mild surface oxidation? Yes
4. Is the anchorage free of visible cracks in the concrete near the anchors? Yes  
*Grout pad is chipped but it is painted so it is a known condition. Not an issue since grout does not serve a structural/seismic function.*
5. Is the anchorage configuration consistent with plant documentation? (Note: This question only applies if the item is one of the 50% for which an anchorage configuration verification is required.) Yes  
*Drawing M-1219 Sheet 2 Revision AC Detail 9*
6. Based on the above anchorage evaluations, is the anchorage free of potentially adverse seismic conditions? Yes

Status: ☒ Y ☐ N ☐ U

**Seismic Walkdown Checklist (SWC)**

Equipment ID No.: 2RH01PA

Equipment Class: (6) Vertical Pumps

Equipment Description: PUMP,2A RESIDUAL HEAT REMOVAL ASMBLY

**Interaction Effects**

7. Are soft targets free from impact by nearby equipment or structures? Yes
8. Are overhead equipment, distribution systems, ceiling tiles and lighting, and masonry block walls not likely to collapse onto the equipment? Yes
9. Do attached lines have adequate flexibility to avoid damage? Yes
10. Based on the above seismic interaction evaluations, is equipment free of potentially adverse seismic interaction effects? Yes

**Other Adverse Conditions**

11. Have you looked for and found no adverse seismic conditions that could adversely affect the safety functions of the equipment? Yes

**Comments**

Seismic walkdown team M. Delaney & P. Gazda 8/21/12 pm

*Marlene M Delaney*

Evaluated by:

Marlene Delaney

Date: 10/5/2012

*P. V. Gazda*

Philip Gazda

10/5/2012

Status: ☒ Y ☐ N ☐ U


**Seismic Walkdown Checklist (SWC)**

Equipment ID No.: 2RH01PA

Equipment Class: (6) Vertical Pumps

Equipment Description: PUMP,2A RESIDUAL HEAT REMOVAL ASMBLY

**Photos**



2RH01PA ( CHIPPED GROUT PAD) Byron 1 & 2 8-21-12 049



2RH01PA (WALL WATER LEAK) Byron 1 & 2 8-21-12 050



Status: ☒ Y ☐ N ☐ U

**Seismic Walkdown Checklist (SWC)**


Equipment ID No.: 2RH01PA

Equipment Class: (6) Vertical Pumps

Equipment Description: PUMP,2A RESIDUAL HEAT REMOVAL ASMBLY



2RH01PA (WALL WATER LEAK) Byron 1 & 2 8-21-12 051



2RH01PA Byron 1 & 2 8-21-12 042




Status: ☒ Y ☐ N ☐ U

**Seismic Walkdown Checklist (SWC)**

Equipment ID No.: 2RH01PA

Equipment Class: (6) Vertical Pumps

Equipment Description: PUMP,2A RESIDUAL HEAT REMOVAL ASMBLY



2RH01PA Byron 1 & 2 8-21-12 043



2RH01PA Byron 1 & 2 8-21-12 044

Status: ☒ Y ☐ N ☐ U

### Seismic Walkdown Checklist (SWC)

Equipment ID No.: 2RH01PA-A

Equipment Class: (21) Tanks and Heat Exchangers

Equipment Description: RH PUMP 2A SEAL COOLER

Project: Byron 2 SWEL

Location (Bldg, Elev, Room/Area): Auxiliary, 346.00 ft, ALL

Manufacturer/Model:

#### Instructions for Completing Checklist

This checklist may be used to document the results of the Seismic Walkdown of an item of equipment on the SWEL. The space below each of the following questions may be used to record the results of judgments and findings. Additional space is provided at the end of this checklist for documenting other comments.

#### Anchorage

1. Is anchorage configuration verification required (i.e., is the item one of the 50% of SWEL items requiring such verification)? No
2. Is the anchorage free of bent, broken, missing or loose hardware? Not Applicable
3. Is the anchorage free of corrosion that is more than mild surface oxidation? Not Applicable
4. Is the anchorage free of visible cracks in the concrete near the anchors? Not Applicable
5. Is the anchorage configuration consistent with plant documentation? (Note: This question only applies if the item is one of the 50% for which an anchorage configuration verification is required.) Not Applicable
6. Based on the above anchorage evaluations, is the anchorage free of potentially adverse seismic conditions? Yes  
*Cooler is securely mounted to pump.*



Status: ☒ Y ☐ N ☐ U

**Seismic Walkdown Checklist (SWC)**

Equipment ID No.: 2RH01PA-A

Equipment Class: (21) Tanks and Heat Exchangers

Equipment Description: RH PUMP 2A SEAL COOLER

**Interaction Effects**

7. Are soft targets free from impact by nearby equipment or structures? Yes
8. Are overhead equipment, distribution systems, ceiling tiles and lighting, and masonry block walls not likely to collapse onto the equipment? Yes
9. Do attached lines have adequate flexibility to avoid damage? Yes
10. Based on the above seismic interaction evaluations, is equipment free of potentially adverse seismic interaction effects? Yes

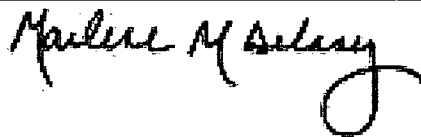
**Other Adverse Conditions**

11. Have you looked for and found no adverse seismic conditions that could adversely affect the safety functions of the equipment? Yes

**Comments**


Seismic walkdown team M. Delaney & P. Gazda 8/21/12 pm

Evaluated by:



Marlene Delaney

Date: 10/5/2012



Philip Gazda

10/5/2012

Status: ☒ Y ☐ N ☐ U

**Seismic Walkdown Checklist (SWC)**

Equipment ID No.: 2RH01PA-A

Equipment Class: (21) Tanks and Heat Exchangers

Equipment Description: RH PUMP 2A SEAL COOLER

**Photos**

None.

Status: ☒ Y ☐ N ☐ U

### Seismic Walkdown Checklist (SWC)

Equipment ID No.: 2SI8801A

Equipment Class: (7) Fluid-Operated Valves

Equipment Description: CHG PUMP TO COLD LEG INJ ISOL ASMBLY

Project: Byron 2 SWEL

Location (Bldg, Elev, Room/Area): Auxiliary, 375.00 ft, ALL

Manufacturer/Model:

#### Instructions for Completing Checklist

This checklist may be used to document the results of the Seismic Walkdown of an item of equipment on the SWEL. The space below each of the following questions may be used to record the results of judgments and findings. Additional space is provided at the end of this checklist for documenting other comments.

#### Anchorage

- |  |                |
|--|----------------|
| 1. Is anchorage configuration verification required (i.e., is the item one of the 50% of SWEL items requiring such verification)?  | No             |
| 2. Is the anchorage free of bent, broken, missing or loose hardware?   | Not Applicable |
| 3. Is the anchorage free of corrosion that is more than mild surface oxidation?  | Not Applicable |
| 4. Is the anchorage free of visible cracks in the concrete near the anchors?   | Not Applicable |
| 5. Is the anchorage configuration consistent with plant documentation? (Note: This question only applies if the item is one of the 50% for which an anchorage configuration verification is required.) | Not Applicable |
| 6. Based on the above anchorage evaluations, is the anchorage free of potentially adverse seismic conditions?  | Yes            |



Status: ☒ Y ☐ N ☐ U

**Seismic Walkdown Checklist (SWC)**

Equipment ID No.: 2SI8801A

Equipment Class: (7) Fluid-Operated Valves

Equipment Description: CHG PUMP TO COLD LEG INJ ISOL ASMBLY

**Interaction Effects**

7. Are soft targets free from impact by nearby equipment or structures? Yes  
*Handrail is modified to provide clearance for valve. Valve is supported nearby so large lateral movement will not occur during a seismic event and there will no impact with handrail.*
8. Are overhead equipment, distribution systems, ceiling tiles and lighting, and masonry block walls not likely to collapse onto the equipment? Yes
9. Do attached lines have adequate flexibility to avoid damage? Yes
10. Based on the above seismic interaction evaluations, is equipment free of potentially adverse seismic interaction effects? Yes

**Other Adverse Conditions**

11. Have you looked for and found no adverse seismic conditions that could adversely affect the safety functions of the equipment? Yes

**Comments**

Seismic walkdown team M. Delaney & P. Gazda 8/21/12 am

Evaluated by:

*Marlene M. Delaney*

Marlene Delaney

Date: 10/5/2012

*P. Gazda*

Philip Gazda

10/5/2012

Status: ☒ Y ☐ N ☐ U


**Seismic Walkdown Checklist (SWC)**

Equipment ID No.: 2SI8801A

Equipment Class: (7) Fluid-Operated Valves

Equipment Description: CHG PUMP TO COLD LEG INJ ISOL ASMBLY

**Photos**



2SI8801A Byron 1 & 2 8-21-12 028



2SI8801A Byron 1 & 2 8-21-12 029




Status: ☒ Y ☐ N ☐ U

**Seismic Walkdown Checklist (SWC)**

Equipment ID No.: 2SI8801A

Equipment Class: (7) Fluid-Operated Valves

Equipment Description: CHG PUMP TO COLD LEG INJ ISOL ASMBLY



2SI8801A Byron 1 & 2 8-21-12 030



Status: ☒ Y ☐ N ☐ U

**Seismic Walkdown Checklist (SWC)**

Equipment ID No.: 2SX004

Equipment Class: (8) Motor-Operated and Solenoid-Operated Valves

Equipment Description: CC HX 2 INLT VLV ASMBLY

Project: Byron 2 SWEL

Location (Bldg, Elev, Room/Area): Auxiliary, 330.00 ft, ALL

Manufacturer/Model:

**Instructions for Completing Checklist**

This checklist may be used to document the results of the Seismic Walkdown of an item of equipment on the SWEL. The space below each of the following questions may be used to record the results of judgments and findings. Additional space is provided at the end of this checklist for documenting other comments.

**Anchorage**

1. Is anchorage configuration verification required (i.e., is the item one of the 50% of SWEL items requiring such verification)? No
2. Is the anchorage free of bent, broken, missing or loose hardware? Not Applicable
3. Is the anchorage free of corrosion that is more than mild surface oxidation? Not Applicable
4. Is the anchorage free of visible cracks in the concrete near the anchors? Not Applicable
5. Is the anchorage configuration consistent with plant documentation? (Note: This question only applies if the item is one of the 50% for which an anchorage configuration verification is required.) Not Applicable
6. Based on the above anchorage evaluations, is the anchorage free of potentially adverse seismic conditions? Yes

Status: ☒ Y ☐ N ☐ U

**Seismic Walkdown Checklist (SWC)**

Equipment ID No.: 2SX004

Equipment Class: (8) Motor-Operated and Solenoid-Operated Valves

Equipment Description: CC HX 2 INLT VLV ASMBLY

**Interaction Effects**

7. Are soft targets free from impact by nearby equipment or structures? Yes  
*Small beam clamp over near-by pipe is orientated correctly and would not fall - not a structural/seismic issue.*
8. Are overhead equipment, distribution systems, ceiling tiles and lighting, and masonry block walls not likely to collapse onto the equipment? Yes
9. Do attached lines have adequate flexibility to avoid damage? Yes
10. Based on the above seismic interaction evaluations, is equipment free of potentially adverse seismic interaction effects? Yes

**Other Adverse Conditions**

11. Have you looked for and found no adverse seismic conditions that could adversely affect the safety functions of the equipment? Yes

**Comments**

Seismic walkdown team M. Delaney & P. Gazda 8/10/12 am

Evaluated by:

*Marlene M Delaney*

Marlene Delaney

Date: 10/5/2012

*P. O. Gazda*

Philip Gazda

10/5/2012

Status: ☒ Y ☐ N ☐ U


**Seismic Walkdown Checklist (SWC)**

Equipment ID No.: 2SX004

Equipment Class: (8) Motor-Operated and Solenoid-Operated Valves

Equipment Description: CC HX 2 INLT VLV ASMBLY

**Photos**



2SX004 Byron 1 & 2 8-10-12 026



Status: ☒ Y ☐ N ☐ U

### Seismic Walkdown Checklist (SWC)

Equipment ID No.: 2SX005

Equipment Class: (8) Motor-Operated and Solenoid-Operated Valves

Equipment Description: U-0 CC HX INLET VLV ASMBLY

Project: Byron 2 SWEL

Location (Bldg, Elev, Room/Area): Auxiliary, 330.00 ft, ALL

Manufacturer/Model:

#### Instructions for Completing Checklist

This checklist may be used to document the results of the Seismic Walkdown of an item of equipment on the SWEL. The space below each of the following questions may be used to record the results of judgments and findings. Additional space is provided at the end of this checklist for documenting other comments.

#### Anchorage

- |  |                |
|--|----------------|
| 1. Is anchorage configuration verification required (i.e., is the item one of the 50% of SWEL items requiring such verification)?  | No             |
| 2. Is the anchorage free of bent, broken, missing or loose hardware?   | Not Applicable |
| 3. Is the anchorage free of corrosion that is more than mild surface oxidation?  | Not Applicable |
| 4. Is the anchorage free of visible cracks in the concrete near the anchors?   | Not Applicable |
| 5. Is the anchorage configuration consistent with plant documentation? (Note: This question only applies if the item is one of the 50% for which an anchorage configuration verification is required.) | Not Applicable |
| 6. Based on the above anchorage evaluations, is the anchorage free of potentially adverse seismic conditions?  | Yes            |

Status: ☒ Y ☐ N ☐ U

**Seismic Walkdown Checklist (SWC)**

Equipment ID No.: 2SX005

Equipment Class: (8) Motor-Operated and Solenoid-Operated Valves

Equipment Description: U-0 CC HX INLET VLV ASMBLY

**Interaction Effects**

7. Are soft targets free from impact by nearby equipment or structures? Yes
8. Are overhead equipment, distribution systems, ceiling tiles and lighting, and masonry block walls not likely to collapse onto the equipment? Yes
9. Do attached lines have adequate flexibility to avoid damage? Yes
10. Based on the above seismic interaction evaluations, is equipment free of potentially adverse seismic interaction effects? Yes

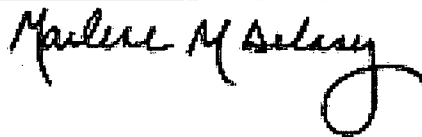
**Other Adverse Conditions**

11. Have you looked for and found no adverse seismic conditions that could adversely affect the safety functions of the equipment? Yes

**Comments**

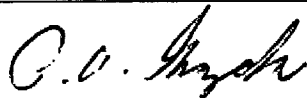
Seismic walkdown team M. Delaney & P. Gazda 8/10/12 am

Evaluated by:



Marlene Delaney

Date: 10/5/2012



Philip Gazda

10/5/2012

Status: ☒ Y ☐ N ☐ U


**Seismic Walkdown Checklist (SWC)**

Equipment ID No.: 2SX005


Equipment Class: (8) Motor-Operated and Solenoid-Operated Valves

Equipment Description: U-0 CC HX INLET VLV ASMBLY

**Photos**



2SX005 Byron 1 & 2 8-10-12 039



2SX005 Byron 1 & 2 8-10-12 040



Status: ☒ Y ☐ N ☐ U

### Seismic Walkdown Checklist (SWC)

Equipment ID No.: 2SX01AA

Equipment Class: (21) Tanks and Heat Exchangers

Equipment Description: 2A SX PUMP LUBE OIL COOLER

Project: Byron 2 SWEL

Location (Bldg, Elev, Room/Area): Auxiliary, 330.00 ft, ALL

Manufacturer/Model:

#### Instructions for Completing Checklist

This checklist may be used to document the results of the Seismic Walkdown of an item of equipment on the SWEL. The space below each of the following questions may be used to record the results of judgments and findings. Additional space is provided at the end of this checklist for documenting other comments.

#### Anchorage

1. Is anchorage configuration verification required (i.e., is the item one of the 50% of SWEL items requiring such verification)? No
2. Is the anchorage free of bent, broken, missing or loose hardware? Not Applicable
3. Is the anchorage free of corrosion that is more than mild surface oxidation? Not Applicable
4. Is the anchorage free of visible cracks in the concrete near the anchors? Not Applicable
5. Is the anchorage configuration consistent with plant documentation? (Note: This question only applies if the item is one of the 50% for which an anchorage configuration verification is required.) Not Applicable
6. Based on the above anchorage evaluations, is the anchorage free of potentially adverse seismic conditions? Yes  
*Cooler is securely mounted as an in-line component.*

Status: ☒ Y ☐ N ☐ U

**Seismic Walkdown Checklist (SWC)**

Equipment ID No.: 2SX01AA

Equipment Class: (21) Tanks and Heat Exchangers

Equipment Description: 2A SX PUMP LUBE OIL COOLER

**Interaction Effects**

7. Are soft targets free from impact by nearby equipment or structures? Yes
8. Are overhead equipment, distribution systems, ceiling tiles and lighting, and masonry block walls not likely to collapse onto the equipment? Yes
9. Do attached lines have adequate flexibility to avoid damage? Yes
10. Based on the above seismic interaction evaluations, is equipment free of potentially adverse seismic interaction effects? Yes

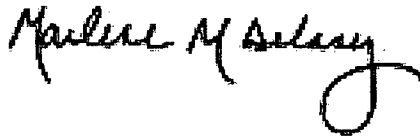
**Other Adverse Conditions**

11. Have you looked for and found no adverse seismic conditions that could adversely affect the safety functions of the equipment? Yes

**Comments**

Seismic walkdown team M. Delaney & P. Gazda 8/10/12 am

Evaluated by:



Marlene Delaney

Date: 10/5/2012



Philip Gazda

10/5/2012

Status: ☒ Y ☐ N ☐ U


**Seismic Walkdown Checklist (SWC)**

Equipment ID No.: 2SX01AA

Equipment Class: (21) Tanks and Heat Exchangers

Equipment Description: 2A SX PUMP LUBE OIL COOLER

**Photos**



2SX01AA Byron 1 & 2 8-10-12 021



Status: ☒ Y ☐ N ☐ U

### Seismic Walkdown Checklist (SWC)

Equipment ID No.: 2SX01PA

Equipment Class: (5) Horizontal Pumps

Equipment Description: PUMP, 2A ESSENTIAL SER WTR ASMBLY

Project: Byron 2 SWEL

Location (Bldg, Elev, Room/Area): Auxiliary, 330.00 ft, ALL

Manufacturer/Model:

#### Instructions for Completing Checklist

This checklist may be used to document the results of the Seismic Walkdown of an item of equipment on the SWEL. The space below each of the following questions may be used to record the results of judgments and findings. Additional space is provided at the end of this checklist for documenting other comments.

#### Anchorage

1. Is anchorage configuration verification required (i.e., is the item one of the 50% of SWEL items requiring such verification)? Yes
2. Is the anchorage free of bent, broken, missing or loose hardware? Yes
3. Is the anchorage free of corrosion that is more than mild surface oxidation? Yes
4. Is the anchorage free of visible cracks in the concrete near the anchors? Yes
5. Is the anchorage configuration consistent with plant documentation? (Note: This question only applies if the item is one of the 50% for which an anchorage configuration verification is required.) Yes  
*Drawing M-1218 Revision AA*
6. Based on the above anchorage evaluations, is the anchorage free of potentially adverse seismic conditions? Yes

Status: ☒ Y ☐ N ☐ U

**Seismic Walkdown Checklist (SWC)**

Equipment ID No.: 2SX01PA

Equipment Class: (5) Horizontal Pumps

Equipment Description: PUMP, 2A ESSENTIAL SER WTR ASMBLY

**Interaction Effects**

- |   |     |
|---|-----|
| 7. Are soft targets free from impact by nearby equipment or structures?   | Yes |
| 8. Are overhead equipment, distribution systems, ceiling tiles and lighting, and masonry block walls not likely to collapse onto the equipment? | Yes |
| 9. Do attached lines have adequate flexibility to avoid damage?   | Yes |
| 10. Based on the above seismic interaction evaluations, is equipment free of potentially adverse seismic interaction effects?                   | Yes |

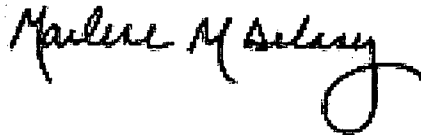
**Other Adverse Conditions**

- |  |     |
|--|-----|
| 11. Have you looked for and found no adverse seismic conditions that could adversely affect the safety functions of the equipment?<br><i>Minor leaks - not a structural/seismic issue.</i> | Yes |
|--|-----|

**Comments**

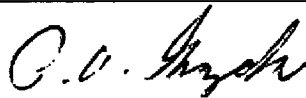
Seismic walkdown team M. Delaney & P. Gazda 8/10/12 am

Evaluated by:



Marlene Delaney

Date: 10/5/2012



Philip Gazda

10/5/2012

Status: ☒ Y ☐ N ☐ U

**Seismic Walkdown Checklist (SWC)**

Equipment ID No.: 2SX01PA


Equipment Class: (5) Horizontal Pumps

Equipment Description: PUMP, 2A ESSENTIAL SER WTR ASMBLY

**Photos**



2SX01PA Byron 1 & 2 8-10-12 018



2SX01PA Byron 1 & 2 8-10-12 019



Status: ☒ Y ☐ N ☐ U

**Seismic Walkdown Checklist (SWC)**

Equipment ID No.: 2SX01PA

Equipment Class: (5) Horizontal Pumps

Equipment Description: PUMP, 2A ESSENTIAL SER WTR ASMBLY



2SX01PA Byron 1 & 2 8-10-12 020

Status: ☒ Y ☐ N ☐ U

**Seismic Walkdown Checklist (SWC)**

Equipment ID No.: 2SX033

Equipment Class: (8) Motor-Operated and Solenoid-Operated Valves

Equipment Description: ESSENTIAL SERVICE WTR PMP 2A CROSSTIE VLV ASMBLY

Project: Byron 2 SWEL

Location (Bldg, Elev, Room/Area): Auxiliary, 330.00 ft, ALL

Manufacturer/Model:

**Instructions for Completing Checklist**

This checklist may be used to document the results of the Seismic Walkdown of an item of equipment on the SWEL. The space below each of the following questions may be used to record the results of judgments and findings. Additional space is provided at the end of this checklist for documenting other comments.

**Anchorage**

1. Is anchorage configuration verification required (i.e., is the item one of the 50% of SWEL items requiring such verification)? No
2. Is the anchorage free of bent, broken, missing or loose hardware? Not Applicable
3. Is the anchorage free of corrosion that is more than mild surface oxidation? Not Applicable
4. Is the anchorage free of visible cracks in the concrete near the anchors? Not Applicable
5. Is the anchorage configuration consistent with plant documentation? (Note: This question only applies if the item is one of the 50% for which an anchorage configuration verification is required.) Not Applicable
6. Based on the above anchorage evaluations, is the anchorage free of potentially adverse seismic conditions? Yes

Status: ☒ Y ☐ N ☐ U

**Seismic Walkdown Checklist (SWC)**

Equipment ID No.: 2SX033

Equipment Class: (8) Motor-Operated and Solenoid-Operated Valves

Equipment Description: ESSENTIAL SERVICE WTR PMP 2A CROSSTIE VLV ASMBLY

**Interaction Effects**

7. Are soft targets free from impact by nearby equipment or structures? Yes
8. Are overhead equipment, distribution systems, ceiling tiles and lighting, and masonry block walls not likely to collapse onto the equipment? Yes
9. Do attached lines have adequate flexibility to avoid damage? Yes
10. Based on the above seismic interaction evaluations, is equipment free of potentially adverse seismic interaction effects? Yes

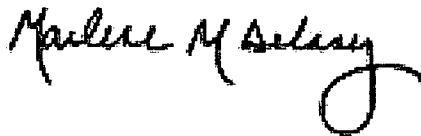
**Other Adverse Conditions**

11. Have you looked for and found no adverse seismic conditions that could adversely affect the safety functions of the equipment? Yes  
*No structural/seismic issues*

**Comments**


Seismic walkdown team M. Delaney & P. Gazda 8/10/12 am

Evaluated by:



Marlene Delaney

Date: 10/5/2012



Philip Gazda

10/5/2012



Status: ☒ Y ☐ N ☐ U


**Seismic Walkdown Checklist (SWC)**

Equipment ID No.: 2SX033


Equipment Class: (8) Motor-Operated and Solenoid-Operated Valves

Equipment Description: ESSENTIAL SERVICE WTR PMP 2A CROSSTIE VLV ASMBLY

**Photos**



2SX033 Byron 1 & 2 8-10-12 027



2SX033 Byron 1 & 2 8-10-12 028



Status: ☒ Y ☐ N ☐ U

**Seismic Walkdown Checklist (SWC)**

Equipment ID No.: 2SX169A

Equipment Class: (7) Fluid-Operated Valves

Equipment Description: DG 2A SX VLV ASMBLY

Project: Byron 2 SWEL

Location (Bldg, Elev, Room/Area): Auxiliary, 401.00 ft, ALL

Manufacturer/Model:

**Instructions for Completing Checklist**

This checklist may be used to document the results of the Seismic Walkdown of an item of equipment on the SWEL. The space below each of the following questions may be used to record the results of judgments and findings. Additional space is provided at the end of this checklist for documenting other comments.

**Anchorage**

1. Is anchorage configuration verification required (i.e., is the item one of the 50% of SWEL items requiring such verification)? No
2. Is the anchorage free of bent, broken, missing or loose hardware? Not Applicable
3. Is the anchorage free of corrosion that is more than mild surface oxidation? Not Applicable
4. Is the anchorage free of visible cracks in the concrete near the anchors? Not Applicable
5. Is the anchorage configuration consistent with plant documentation? (Note: This question only applies if the item is one of the 50% for which an anchorage configuration verification is required.) Not Applicable
6. Based on the above anchorage evaluations, is the anchorage free of potentially adverse seismic conditions? Yes

Status: ☒ Y ☐ N ☐ U

**Seismic Walkdown Checklist (SWC)**

Equipment ID No.: 2SX169A

Equipment Class: (7) Fluid-Operated Valves

Equipment Description: DG 2A SX VLV ASMBLY

**Interaction Effects**

7. Are soft targets free from impact by nearby equipment or structures? Yes
8. Are overhead equipment, distribution systems, ceiling tiles and lighting, and masonry block walls not likely to collapse onto the equipment? Yes
9. Do attached lines have adequate flexibility to avoid damage? Yes
10. Based on the above seismic interaction evaluations, is equipment free of potentially adverse seismic interaction effects? Yes

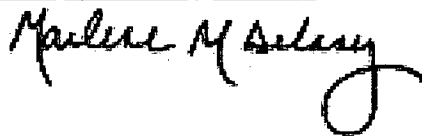
**Other Adverse Conditions**

11. Have you looked for and found no adverse seismic conditions that could adversely affect the safety functions of the equipment? Yes  
*No structural/seismic issues*

**Comments**


Seismic walkdown team M. Delaney & P. Gazda 8/7/12 pm

Evaluated by:



Marlene Delaney

Date: 10/5/2012



Philip Gazda

10/5/2012

Status: ☒ Y ☐ N ☐ U


**Seismic Walkdown Checklist (SWC)**

Equipment ID No.: 2SX169A


Equipment Class: (7) Fluid-Operated Valves

Equipment Description: DG 2A SX VLV ASMBLY

**Photos**



2SX169A Byron 1 & 2 222



2SX169A Byron 1 & 2 223



Status: ☒ Y ☐ N ☐ U

**Seismic Walkdown Checklist (SWC)**

Equipment ID No.: 2TE-0604

Equipment Class: (19) Temperature Sensors

Equipment Description: RHR LP 2A RETURN RTD

Project: Byron 2 SWEL

Location (Bldg, Elev, Room/Area): Auxiliary, 364.00 ft, ALL

Manufacturer/Model:

**Instructions for Completing Checklist**

This checklist may be used to document the results of the Seismic Walkdown of an item of equipment on the SWEL. The space below each of the following questions may be used to record the results of judgments and findings. Additional space is provided at the end of this checklist for documenting other comments.

**Anchorage**

1. Is anchorage configuration verification required (i.e., is the item one of the 50% of SWEL items requiring such verification)? No
2. Is the anchorage free of bent, broken, missing or loose hardware? Not Applicable
3. Is the anchorage free of corrosion that is more than mild surface oxidation? Not Applicable
4. Is the anchorage free of visible cracks in the concrete near the anchors? Not Applicable
5. Is the anchorage configuration consistent with plant documentation? (Note: This question only applies if the item is one of the 50% for which an anchorage configuration verification is required.) Not Applicable
6. Based on the above anchorage evaluations, is the anchorage free of potentially adverse seismic conditions? Yes

Status: ☒ Y ☐ N ☐ U

**Seismic Walkdown Checklist (SWC)**

Equipment ID No.: 2TE-0604

Equipment Class: (19) Temperature Sensors

Equipment Description: RHR LP 2A RETURN RTD

**Interaction Effects**

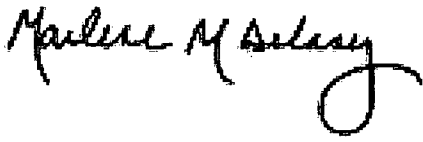

- |   |     |
|---|-----|
| 7. Are soft targets free from impact by nearby equipment or structures?   | Yes |
| 8. Are overhead equipment, distribution systems, ceiling tiles and lighting, and masonry block walls not likely to collapse onto the equipment? | Yes |
| 9. Do attached lines have adequate flexibility to avoid damage?   | Yes |
| 10. Based on the above seismic interaction evaluations, is equipment free of potentially adverse seismic interaction effects?                   | Yes |

**Other Adverse Conditions**

- |  |     |
|--|-----|
| 11. Have you looked for and found no adverse seismic conditions that could adversely affect the safety functions of the equipment? | Yes |
| <i>No structural/seismic issues</i>  |     |

**Comments**

Seismic walkdown team M. Delaney & P. Gazda 8/21/12 am

Evaluated by:		Marlene Delaney	Date: 10/5/2012
		Philip Gazda	10/5/2012

Status: ☒ Y ☐ N ☐ U


**Seismic Walkdown Checklist (SWC)**

Equipment ID No.: 2TE-0604


Equipment Class: (19) Temperature Sensors

Equipment Description: RHR LP 2A RETURN RTD

**Photos**



2TE-0604 Byron 1 & 2 8-21-12 009



2TE-0604 Byron 1 & 2 8-21-12 014



Status: ☒ Y ☐ N ☐ U

### Seismic Walkdown Checklist (SWC)

Equipment ID No.: 2VA01SA

Equipment Class: (5) Horizontal Pumps

Equipment Description: 2A SX Pp COOLER ESSENTIAL SERV WATER PUMP 95-10

Project: Byron 2 SWEL

Location (Bldg, Elev, Room/Area): Auxiliary, 330.00 ft, ALL

Manufacturer/Model:

#### Instructions for Completing Checklist

This checklist may be used to document the results of the Seismic Walkdown of an item of equipment on the SWEL. The space below each of the following questions may be used to record the results of judgments and findings. Additional space is provided at the end of this checklist for documenting other comments.

#### Anchorage

1. Is anchorage configuration verification required (i.e., is the item one of the 50% of SWEL items requiring such verification)? Yes
2. Is the anchorage free of bent, broken, missing or loose hardware? Yes
3. Is the anchorage free of corrosion that is more than mild surface oxidation? Yes
4. Is the anchorage free of visible cracks in the concrete near the anchors? Yes  
*Cracks in top surface (grout). Anchor embedded in base slab as shown on M-1218 Revision AA and is acceptable. IR 1399420 was written to document condition. Not a structural/seismic concern.*
5. Is the anchorage configuration consistent with plant documentation? (Note: This question only applies if the item is one of the 50% for which an anchorage configuration verification is required.) Yes  
*Drawing M-1218 Revision AA*
6. Based on the above anchorage evaluations, is the anchorage free of potentially adverse seismic conditions? Yes

Status: ☒ Y ☐ N ☐ U

**Seismic Walkdown Checklist (SWC)**

Equipment ID No.: 2VA01SA

Equipment Class: (5) Horizontal Pumps

Equipment Description: 2A SX Pp COOLER ESSENTIAL SERV WATER PUMP 95-10

**Interaction Effects**

7. Are soft targets free from impact by nearby equipment or structures? Yes
8. Are overhead equipment, distribution systems, ceiling tiles and lighting, and masonry block walls not likely to collapse onto the equipment? Yes
9. Do attached lines have adequate flexibility to avoid damage? Yes
10. Based on the above seismic interaction evaluations, is equipment free of potentially adverse seismic interaction effects? Yes

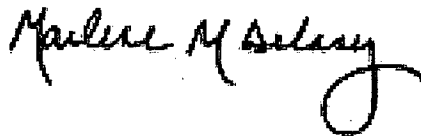
**Other Adverse Conditions**

11. Have you looked for and found no adverse seismic conditions that could adversely affect the safety functions of the equipment? Yes

**Comments**


Seismic walkdown team M. Delaney & P. Gazda 8/10/12 am

Evaluated by:



Marlene Delaney

Date: 10/5/2012



Philip Gazda

10/5/2012

Status: ☒ Y ☐ N ☐ U


**Seismic Walkdown Checklist (SWC)**

Equipment ID No.: 2VA01SA

Equipment Class: (5) Horizontal Pumps

Equipment Description: 2A SX Pp COOLER ESSENTIAL SERV WATER PUMP 95-10

**Photos**



2VA01SA Byron 1 & 2 8-10-12 023



2VA01SA Byron 1 & 2 8-10-12 024



Status: ☒ Y ☐ N ☐ U

### Seismic Walkdown Checklist (SWC)

Equipment ID No.: 2VA02SA

Equipment Class: (10) Air Handlers

Equipment Description: 2A RHR PUMP ROOM CUB CLR ASMBLY

Project: Byron 2 SWEL

Location (Bldg, Elev, Room/Area): Auxiliary, 346.00 ft, ALL

Manufacturer/Model:

#### Instructions for Completing Checklist

This checklist may be used to document the results of the Seismic Walkdown of an item of equipment on the SWEL. The space below each of the following questions may be used to record the results of judgments and findings. Additional space is provided at the end of this checklist for documenting other comments.

#### Anchorage

1. Is anchorage configuration verification required (i.e., is the item one of the 50% of SWEL items requiring such verification)? Yes
2. Is the anchorage free of bent, broken, missing or loose hardware? Yes
3. Is the anchorage free of corrosion that is more than mild surface oxidation? Yes
4. Is the anchorage free of visible cracks in the concrete near the anchors? Yes
5. Is the anchorage configuration consistent with plant documentation? (Note: This question only applies if the item is one of the 50% for which an anchorage configuration verification is required.) Yes  
*Drawing M-1219 Sheet 3 Revision AH*  
*Anchorage configuration matches drawing with the exception that there is no grout pad. Grout pad is not required for structural/seismic integrity - not an issue. IR 1422972 written to generate drawing change.*
6. Based on the above anchorage evaluations, is the anchorage free of potentially adverse seismic conditions? Yes

Status: ☒ Y ☐ N ☐ U

**Seismic Walkdown Checklist (SWC)**

Equipment ID No.: 2VA02SA

Equipment Class: (10) Air Handlers

Equipment Description: 2A RHR PUMP ROOM CUB CLR ASMBLY

**Interaction Effects**

7. Are soft targets free from impact by nearby equipment or structures? Yes
8. Are overhead equipment, distribution systems, ceiling tiles and lighting, and masonry block walls not likely to collapse onto the equipment? Yes  
*Masonry block walls are seismic and would not collapse on equipment.*
9. Do attached lines have adequate flexibility to avoid damage? Yes
10. Based on the above seismic interaction evaluations, is equipment free of potentially adverse seismic interaction effects? Yes

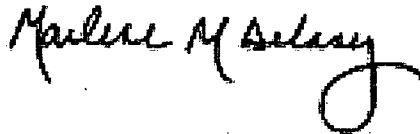
**Other Adverse Conditions**

11. Have you looked for and found no adverse seismic conditions that could adversely affect the safety functions of the equipment? Yes

**Comments**


Seismic walkdown team M. Delaney & P. Gazda 8/21/12 pm

Evaluated by:



Marlene Delaney

Date: 10/5/2012



Philip Gazda

10/5/2012

Status: ☒ Y ☐ N ☐ U

**Seismic Walkdown Checklist (SWC)**

Equipment ID No.: 2VA02SA


Equipment Class: (10) Air Handlers

Equipment Description: 2A RHR PUMP ROOM CUB CLR ASMBLY

**Photos**



2VA02SA Byron 1 & 2 8-21-12 046



2VA02SA Byron 1 & 2 8-21-12 047



Status: ☒ Y ☐ N ☐ U

### Seismic Walkdown Checklist (SWC)

Equipment ID No.: 2VA06SA

Equipment Class: (10) Air Handlers

Equipment Description: COOLER,CENTRIFUGAL CHARGING PUMP 2A

Project: Byron 2 SWEL

Location (Bldg, Elev, Room/Area): Auxiliary, 364.00 ft, ALL

Manufacturer/Model:

#### Instructions for Completing Checklist

This checklist may be used to document the results of the Seismic Walkdown of an item of equipment on the SWEL. The space below each of the following questions may be used to record the results of judgments and findings. Additional space is provided at the end of this checklist for documenting other comments.

#### Anchorage

1. Is anchorage configuration verification required (i.e., is the item one of the 50% of SWEL items requiring such verification)? Yes
2. Is the anchorage free of bent, broken, missing or loose hardware? Yes
3. Is the anchorage free of corrosion that is more than mild surface oxidation? Yes
4. Is the anchorage free of visible cracks in the concrete near the anchors? Yes
5. Is the anchorage configuration consistent with plant documentation? (Note: This question only applies if the item is one of the 50% for which an anchorage configuration verification is required.) Yes  
*M-1219 Sheet 3 Revision AH*
6. Based on the above anchorage evaluations, is the anchorage free of potentially adverse seismic conditions? Yes

Status: ☒ Y ☐ N ☐ U

**Seismic Walkdown Checklist (SWC)**

Equipment ID No.: 2VA06SA

Equipment Class: (10) Air Handlers

Equipment Description: COOLER,CENTRIFUGAL CHARGING PUMP 2A

**Interaction Effects**

7. Are soft targets free from impact by nearby equipment or structures? Yes
8. Are overhead equipment, distribution systems, ceiling tiles and lighting, and masonry block walls not likely to collapse onto the equipment? Yes  
*Masonry walls are seismic and would not collapse on equipment*
9. Do attached lines have adequate flexibility to avoid damage? Yes
10. Based on the above seismic interaction evaluations, is equipment free of potentially adverse seismic interaction effects? Yes

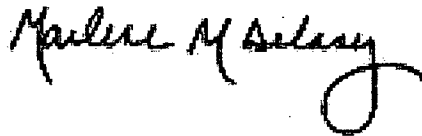
**Other Adverse Conditions**

11. Have you looked for and found no adverse seismic conditions that could adversely affect the safety functions of the equipment? Yes

**Comments**

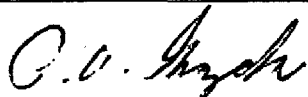
Seismic walkdown team M. Delaney & P. Gazda 8/20/12 pm

Evaluated by:



Marlene Delaney

Date: 10/5/2012



Philip Gazda

10/5/2012

Status: ☒ Y ☐ N ☐ U

**Seismic Walkdown Checklist (SWC)**

Equipment ID No.: 2VA06SA

Equipment Class: (10) Air Handlers

Equipment Description: COOLER,CENTRIFUGAL CHARGING PUMP 2A

**Photos**



2VA06SA Byron 1 & 2 8-20-12 075



Status: ☒ Y ☐ N ☐ U

**Seismic Walkdown Checklist (SWC)**

Equipment ID No.: 2VD01CA

Equipment Class: (9) Fans

Equipment Description: DIESEL GENERATOR ROOM VENT FAN ASMBLY

Project: Byron 2 SWEL

Location (Bldg, Elev, Room/Area): Auxiliary, 401.00 ft, ALL

Manufacturer/Model:

**Instructions for Completing Checklist**

This checklist may be used to document the results of the Seismic Walkdown of an item of equipment on the SWEL. The space below each of the following questions may be used to record the results of judgments and findings. Additional space is provided at the end of this checklist for documenting other comments.

**Anchorage**

1. Is anchorage configuration verification required (i.e., is the item one of the 50% of SWEL items requiring such verification)? Yes
2. Is the anchorage free of bent, broken, missing or loose hardware? Yes
3. Is the anchorage free of corrosion that is more than mild surface oxidation? Yes
4. Is the anchorage free of visible cracks in the concrete near the anchors? Yes
5. Is the anchorage configuration consistent with plant documentation? (Note: This question only applies if the item is one of the 50% for which an anchorage configuration verification is required.) Yes  
*Drawing M-1222 Sheet 6 Revision K*
6. Based on the above anchorage evaluations, is the anchorage free of potentially adverse seismic conditions? Yes

Status: ☒ Y ☐ N ☐ U

**Seismic Walkdown Checklist (SWC)**

Equipment ID No.: 2VD01CA

Equipment Class: (9) Fans

Equipment Description: DIESEL GENERATOR ROOM VENT FAN ASMBLY

**Interaction Effects**

7. Are soft targets free from impact by nearby equipment or structures? Yes
8. Are overhead equipment, distribution systems, ceiling tiles and lighting, and masonry block walls not likely to collapse onto the equipment? Yes
9. Do attached lines have adequate flexibility to avoid damage? Yes
10. Based on the above seismic interaction evaluations, is equipment free of potentially adverse seismic interaction effects? Yes

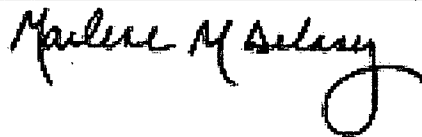
**Other Adverse Conditions**

11. Have you looked for and found no adverse seismic conditions that could adversely affect the safety functions of the equipment? Yes  
*Fan assembly only component in room - no structural/seismic issues*

**Comments**

Seismic walkdown team M. Delaney & P. Gazda 8/7/12 pm

Evaluated by:



Marlene Delaney

Date: 10/5/2012



Philip Gazda

10/5/2012

Status: ☒ Y ☐ N ☐ U

**Seismic Walkdown Checklist (SWC)**

Equipment ID No.: 2VD01CA


Equipment Class: (9) Fans

Equipment Description: DIESEL GENERATOR ROOM VENT FAN ASMBLY

**Photos**



2VD01CA Byron 1 & 2 224



2VD01CA Byron 1 & 2 225




Status: ☒ Y ☐ N ☐ U

**Seismic Walkdown Checklist (SWC)**

Equipment ID No.: 2VD01CA

Equipment Class: (9) Fans

Equipment Description: DIESEL GENERATOR ROOM VENT FAN ASMBLY



2VD01CA Byron 1 & 2 226

Status: ☒ Y ☐ N ☐ U

### Seismic Walkdown Checklist (SWC)

Equipment ID No.: 2VE04C

Equipment Class: (9) Fans

Equipment Description: DIV 21 MEER Exh Fan

Project: Byron 2 SWEL

Location (Bldg, Elev, Room/Area): Auxiliary, 451.00 ft, ALL

Manufacturer/Model:

#### Instructions for Completing Checklist

This checklist may be used to document the results of the Seismic Walkdown of an item of equipment on the SWEL. The space below each of the following questions may be used to record the results of judgments and findings. Additional space is provided at the end of this checklist for documenting other comments.

#### Anchorage

1. Is anchorage configuration verification required (i.e., is the item one of the 50% of SWEL items requiring such verification)? No
2. Is the anchorage free of bent, broken, missing or loose hardware? Yes
3. Is the anchorage free of corrosion that is more than mild surface oxidation? Yes
4. Is the anchorage free of visible cracks in the concrete near the anchors? Yes
5. Is the anchorage configuration consistent with plant documentation? (Note: This question only applies if the item is one of the 50% for which an anchorage configuration verification is required.) Not Applicable
6. Based on the above anchorage evaluations, is the anchorage free of potentially adverse seismic conditions? Yes

Status: ☒ Y ☐ N ☐ U

**Seismic Walkdown Checklist (SWC)**

Equipment ID No.: 2VE04C

Equipment Class: (9) Fans

Equipment Description: DIV 21 MEER Exh Fan

**Interaction Effects**

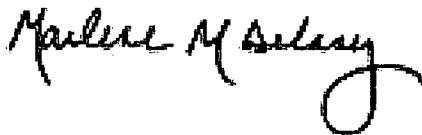
7. Are soft targets free from impact by nearby equipment or structures? Yes
8. Are overhead equipment, distribution systems, ceiling tiles and lighting, and masonry block walls not likely to collapse onto the equipment? Yes  
*Roof drain piping has Victaulic couplings but pipe is supported at each wall and at branch lines limiting displacement. Not a structural/seismic issue.*
9. Do attached lines have adequate flexibility to avoid damage? Yes
10. Based on the above seismic interaction evaluations, is equipment free of potentially adverse seismic interaction effects? Yes

**Other Adverse Conditions**

11. Have you looked for and found no adverse seismic conditions that could adversely affect the safety functions of the equipment? Yes

**Comments**


Seismic walkdown team M. Delaney & P. Gazda 8/6/12 am



Evaluated by:

Marlene Delaney

Date: 10/5/2012



Philip Gazda

10/5/2012

Status: ☒ Y ☐ N ☐ U


**Seismic Walkdown Checklist (SWC)**

Equipment ID No.: 2VE04C

Equipment Class: (9) Fans

Equipment Description: DIV 21 MEER Exh Fan

**Photos**



2VE04C Byron 1 & 2 015



Status: ☒ Y ☐ N ☐ U

### Seismic Walkdown Checklist (SWC)

Equipment ID No.: 2VE05C

Equipment Class: (9) Fans

Equipment Description: DIV 22 MEER Exh Fan

Project: Byron 2 SWEL

Location (Bldg, Elev, Room/Area): Auxiliary, 451.00 ft, ALL

Manufacturer/Model:

#### Instructions for Completing Checklist

This checklist may be used to document the results of the Seismic Walkdown of an item of equipment on the SWEL. The space below each of the following questions may be used to record the results of judgments and findings. Additional space is provided at the end of this checklist for documenting other comments.

#### Anchorage

1. Is anchorage configuration verification required (i.e., is the item one of the 50% of SWEL items requiring such verification)? No
2. Is the anchorage free of bent, broken, missing or loose hardware? Yes
3. Is the anchorage free of corrosion that is more than mild surface oxidation? Yes
4. Is the anchorage free of visible cracks in the concrete near the anchors? Yes
5. Is the anchorage configuration consistent with plant documentation? (Note: This question only applies if the item is one of the 50% for which an anchorage configuration verification is required.) Not Applicable
6. Based on the above anchorage evaluations, is the anchorage free of potentially adverse seismic conditions? Yes

Status: ☒ Y ☐ N ☐ U

**Seismic Walkdown Checklist (SWC)**

Equipment ID No.: 2VE05C

Equipment Class: (9) Fans

Equipment Description: DIV 22 MEER Exh Fan

**Interaction Effects**

7. Are soft targets free from impact by nearby equipment or structures? Yes
8. Are overhead equipment, distribution systems, ceiling tiles and lighting, and masonry block walls not likely to collapse onto the equipment? Yes  
*Masonry walls are seismic and would not collapse on equipment*
9. Do attached lines have adequate flexibility to avoid damage? Yes
10. Based on the above seismic interaction evaluations, is equipment free of potentially adverse seismic interaction effects? Yes

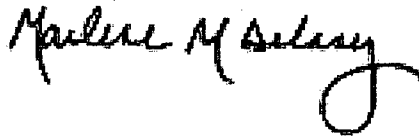
**Other Adverse Conditions**

11. Have you looked for and found no adverse seismic conditions that could adversely affect the safety functions of the equipment? Yes

**Comments**


Seismic walkdown team M. Delaney & P. Gazda 8/6/12 am

Evaluated by:



Marlene Delaney

Date: 10/5/2012



Philip Gazda

10/5/2012

Status: ☒ Y ☐ N ☐ U

**Seismic Walkdown Checklist (SWC)**

Equipment ID No.: 2VE05C

Equipment Class: (9) Fans

Equipment Description: DIV 22 MEER Exh Fan

**Photos**

None.

# **D**

## **Area Walk-By Checklists (AWCs)**

---

Table D-1 provides the building, elevation, and location of each area as well as a list of SWEL items associated with each area, and page numbers of each Area Walk-By Checklist.



**Table D-1. Summary of Area Walk-By Checklists**

AREA WALK-BY	DESCRIPTION	ID	COMMENTS	PAGE
1	Aux EI 451 (Unit 1 and 2 Control Room)	2PM05J		D- 5
		2PM06J		
		2PM07J		
		2PM11J		
2	Aux EI 451 (Unit 2 MEER Room - Division 21)	2DC03E		D- 7
		2DC05E		
		2DC10J		
		2IP05E		
		2VE04C		
3	Aux EI 451 Battery Room 212	2DC02E		D- 9
4	Aux EI 451 Unit 2 MEER Room Division 2	2DC04E		D- 11
		2DC06E		
		2DC06EA		
		2IP02E		
		2IP06E		
		2VE05C		
6	Aux EI 451 U1 and U2 HV (0VC09Y and 0VC01JB)	0VC01JB		D- 13
7	Aux EI 451 AEER Unit 2	2PA01J		D- 15
		2PA02J		
		2PA03J		
		2PA04J		
		2PA06J		
		2PA07J		
		2PA08J		
		2PA09J		
		2PA10J		
		2PA11J		
		2PA12J		
		2PA13J		
		2PA14J		
		2PA27J		
		2PA28J		
		2PA33J		
		2PA34J		
		2PA51J		
		2PA52J		
8	Aux EI 401 MSIV 2A/2D Room	2MS018D		D- 17
9	Aux EI 451 Unit 1 and 2 (U1 HV - 0VC01JA, 0VC15J, 0VC02FA)	0VC02FA		D- 19
		2MS018D		
10	Aux EI 377, MSIV 2A/2D Room	2PT-0514		D- 21
		2PT-0546		
11	Aux EI 401 MSIV 2B/2C Room	2MS001C		D- 23
		2MS018C		

AREA WALK-BY	DESCRIPTION	ID	COMMENTS	PAGE
17	ESWCT EI 377 (2AP93E)	2AP93E		D- 25
19	ESWCT EI 860 B Valve Room (valve chamber A2)	0SX162B		D- 27
		0WW019B		
21	ESWCT EI 860, South Elec Room (U2 Bus 232)	2AP92E		D- 29
		2AP98E		
22	ESWCT ROOF	NONE		D- 31
24	Aux EI 401, 2B DG Room	2PL08J		D- 33
25	Aux EI 401, 2A DG Room	2DG01KA		D- 35
		2PL07J		
		2SX169A		
		2VD01CA		
27	Aux EI 373 Diesel Oil Storage Tank Room (U2)	2DO01TA		D- 37
34	Aux EI 426, U2 Division 11 Switchgear Room	2AP11E		D- 39
35	Aux EI 426, U2 Div 12 Switchgear Room	2AP13E	SWEL 2	D- 41
36	Aux EI 364 Area 5 (curved wall near MCC)	0FC006A	SWEL 2	D- 43
42	FH EI 401 U1 & U2 Spent Fuel Pump Room	0FC8754	SWEL 2	D- 45
		0FC8790	SWEL 2	
		2FC005	SWEL 2	
		2FC006	SWEL 2	
		2FC01P	SWEL 2	
		2FC8793	SWEL 2	
43	FH EI 401, U2 Spent Fuel HX Room	2FC004A	SWEL 2	D- 47
		2FC004B	SWEL 2	
		2FC01A	SWEL 2	
		2FC8756	SWEL 2	
		2FC8757	SWEL 2	
		2FC8762A	SWEL 2	
		2FC8762B	SWEL 2	
		2FC8792A	SWEL 2	
		2FC8792B	SWEL 2	
44	FH EI 401 Adjacent to trackbay	2FC022	SWEL 2	D- 49
		2PI-0633		
45	RSH EI 702, A & B Pump Room	0SX02JA		D- 51
48	Aux EI 364 Unit 2 Open area	2AF005C		D- 53
		2AF005G		
49	Aux EI 346 U2 open area	2AP38E		D- 55
50	Aux, EI 346 near 1AP93E	0SX007		D- 57
51	Aux EI 330 2A SX Pump Room	2SX004		D- 59
		2SX01AA		
		2SX01PA		
		2SX033		
		2VA01SA		
52	Aux EI 330, B SX Pump Room	2SX005		D- 61

AREA WALK- BY	DESCRIPTION	ID	COMMENTS	PAGE
55	Aux EI 426 U2 near 2AP27E	2AP27E		D- 63
56	Aux EI 414 Elec Pen Area near 2AP25E	2AP25E		D- 65
59	Aux EI 383 near 2AF01PA	2AF006A		D- 67
		2AF017A		
		2AF01PA		
60	Aux EI 383, 2A Aux Feed Pump Room	2AF01EA-A	SWEL 2	D- 69
61	Aux EI 364 U1 and U2 open area	0FC012		D- 71
		2CC01PA		
		2CC9412A		
		2FT-AF012		
		2IY-0606		
63	Aux EI 364 2CV01PA Room	2CV01PA		D- 73
		2VA06SA		D- 73
64A	Aux EI 383 MCR Chillers	0WO01CA		D- 75
65	Aux EI varies, Area 7 curved wall	2CV112E		D- 77
		2CV8105		
		2CV8804A	SWEL 2	
		2FC011	SWEL 2	
		2FC8758		
		2SI8801A		
		2TE-0604		
67	Aux EI 346 2A RH Pump Room	2RH01PA		D- 79
		2RH01PA-A		
		2VA02SA		
OUTAGE		2AP05E		
OUTAGE		2AP10E	SWEL 2	
OUTAGE		2FC009	SWEL 2	
OUTAGE		2FC012		
OUTAGE		2LT-0459		
OUTAGE		2LT-0517		
OUTAGE		2LT-0527		
OUTAGE		2PT-0455		
OUTAGE		2PT-0457		
OUTAGE		2RD05E		
OUTAGE		2RH8702A		
OUTAGE		2RY32MA		
OUTAGE		2RY32MB		
OUTAGE		2RY455A		
OUTAGE		2TE-RC022A		
OUTAGE		2TE-RC023A		
OUTAGE		2VP01AA		

Status: ☒ Y ☐ N ☐ U

### Area Walk-By Checklist (AWC)

Location (Bldg, Elev, Room/Area): Area Walk-by 01 Aux EI 451 (Unit 1 and 2 Control Room)

#### Instructions for Completing Checklist

This checklist may be used to document the results of the Area Walk-By near one or more SWEL items. The space below each of the following questions may be used to record the results of judgments and findings. Additional space is provided at the end of this checklist for documenting other comments.

1. Does anchorage of equipment in the area appear to be free of potentially adverse seismic conditions (if visible without necessarily opening cabinets)? Yes  
*Well-supported fire extinguisher and emergency lighting*
2. Does anchorage of equipment in the area appear to be free of significant degraded conditions? Yes
3. Based on a visual inspection from the floor, do the cable/conduit raceways and HVAC ducting appear to be free of potentially adverse seismic conditions (e.g., condition of supports is adequate and fill conditions of cable trays appear to be inside acceptable limits)? Yes
4. Does it appear that the area is free of potentially adverse seismic spatial interactions with other equipment in the area (e.g., ceiling tiles and lighting)? Yes  
*Calculation 8.11.6.9-BYR03-090 Revision 0 analyzes the ceiling and determined that the panels would not fall during a seismic event.*  
*Diffuser panel at Panels 1PM07J and 1PM08J is sagging. IR 1397699 written. Not a structural/seismic issue.*
5. Does it appear that the area is free of potentially adverse seismic interactions that could cause flooding or spray in the area? Yes
6. Does it appear that the area is free of potentially adverse seismic interactions that could cause a fire in the area? Yes



Status: ☒ Y ☐ N ☐ U

**Area Walk-By Checklist (AWC)**

Location (Bldg, Elev, Room/Area): Area Walk-by 01 Aux EI 451 (Unit 1 and 2 Control Room)

7. Does it appear that the area is free of potentially adverse seismic interactions associated with housekeeping practices, storage of portable equipment, and temporary installations (e.g., scaffolding, lead shielding)? Yes

*Locker and cabinets on east wall have adequate standoff distance in accordance with Byron Seismic Housekeeping Procedure that there are no seismic interaction issues with safety related equipment. Also the cabinets and locker are on carpeting and would not easily slide due to friction between the carpet and cabinets.*

8. Have you looked for and found no other seismic conditions that could adversely affect the safety functions of the equipment in the area? Yes

*There are loose screws on the backs of several control board panels. Most were tightened by the equipment operator as the walkdowns were performed. The following IRs address screws that were stripped or couldn't be tightened:*

*IR 1397697 for Panel 2PM06J*

*IR 1397684 for Panel 2PM05J*

*IR 1399490 (general)*

*Not a structural/seismic issue*

**Comments**

Seismic walkdown team M. Delaney & P. Gazda 8/9/12 am

*Marlene M Delaney*

Evaluated by:

Marlene Delaney

Date: 10/5/2012

*P. P. Gazda*

Philip Gazda

10/5/2012

**Photos**

None.

Status: ☒ Y ☐ N ☐ U

### Area Walk-By Checklist (AWC)

Location (Bldg, Elev, Room/Area): Area Walk-by 02 Aux EI 451 (Unit 2 MEER Room - Division 21)

#### Instructions for Completing Checklist

This checklist may be used to document the results of the Area Walk-By near one or more SWEL items. The space below each of the following questions may be used to record the results of judgments and findings. Additional space is provided at the end of this checklist for documenting other comments.

1. Does anchorage of equipment in the area appear to be free of potentially adverse seismic conditions (if visible without necessarily opening cabinets)? Yes
2. Does anchorage of equipment in the area appear to be free of significant degraded conditions? Yes
3. Based on a visual inspection from the floor, do the cable/conduit raceways and HVAC ducting appear to be free of potentially adverse seismic conditions (e.g., condition of supports is adequate and fill conditions of cable trays appear to be inside acceptable limits)? Yes  
*Cable tray riser - cables are contained at base and at top with grips. Riser is well-supported at top and bottom - not a structural/seismic issue.*
4. Does it appear that the area is free of potentially adverse seismic spatial interactions with other equipment in the area (e.g., ceiling tiles and lighting)? Yes  
*Masonry walls are seismic and would not collapse on adjacent equipment.*
5. Does it appear that the area is free of potentially adverse seismic interactions that could cause flooding or spray in the area? Yes  
*Roof drain piping has Victaulic couplings but pipe is supported at each wall and at branch lines limiting displacement. Not a structural/seismic issue.*
6. Does it appear that the area is free of potentially adverse seismic interactions that could cause a fire in the area? Yes
7. Does it appear that the area is free of potentially adverse seismic interactions associated with housekeeping practices, storage of portable equipment, and temporary installations (e.g., scaffolding, lead shielding)? Yes

Status: ☒ Y ☐ N ☐ U

**Area Walk-By Checklist (AWC)**

Location (Bldg, Elev, Room/Area): Area Walk-by 02 Aux EI 451 (Unit 2 MEER Room - Division 21)

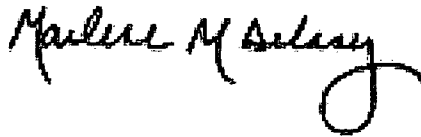
8. Have you looked for and found no other seismic conditions that could adversely affect the safety functions of the equipment in the area?

Yes

*Small diagonal crack near 2JB1282A - not a structural/seismic issue*

**Comments**

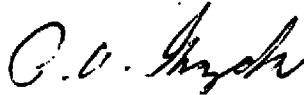
Seismic walkdown team M. Delaney & P. Gazda 8/6/12 am



Evaluated by:

Marlene Delaney

Date: 10/5/2012



Philip Gazda

10/5/2012

**Photos**

None.

Status: ☒ Y ☐ N ☐ U

### Area Walk-By Checklist (AWC)

Location (Bldg, Elev, Room/Area): Area Walk-by 03 Aux El 451 Battery Room 212

#### Instructions for Completing Checklist

This checklist may be used to document the results of the Area Walk-By near one or more SWEL items. The space below each of the following questions may be used to record the results of judgments and findings. Additional space is provided at the end of this checklist for documenting other comments.

1. Does anchorage of equipment in the area appear to be free of potentially adverse seismic conditions (if visible without necessarily opening cabinets)? Yes
2. Does anchorage of equipment in the area appear to be free of significant degraded conditions? Yes
3. Based on a visual inspection from the floor, do the cable/conduit raceways and HVAC ducting appear to be free of potentially adverse seismic conditions (e.g., condition of supports is adequate and fill conditions of cable trays appear to be inside acceptable limits)? Yes
4. Does it appear that the area is free of potentially adverse seismic spatial interactions with other equipment in the area (e.g., ceiling tiles and lighting)? Yes  
*Visible S-hooks appear closed. IR 1399385 written to check S-hooks based on observations in other areas of the plant.*
5. Does it appear that the area is free of potentially adverse seismic interactions that could cause flooding or spray in the area? Yes
6. Does it appear that the area is free of potentially adverse seismic interactions that could cause a fire in the area? Yes
7. Does it appear that the area is free of potentially adverse seismic interactions associated with housekeeping practices, storage of portable equipment, and temporary installations (e.g., scaffolding, lead shielding)? Yes



Status: ☒ Y ☐ N ☐ U

**Area Walk-By Checklist (AWC)**

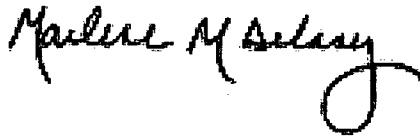
Location (Bldg, Elev, Room/Area): Area Walk-by 03 Aux EI 451 Battery Room 212

8. Have you looked for and found no other seismic conditions that could adversely affect the safety functions of the equipment in the area?

Yes

**Comments**

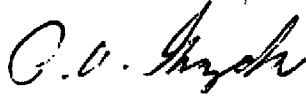
Seismic walkdown team M. Delaney & P. Gazda 8/6/12 am



Evaluated by:

Marlene Delaney

Date: 10/5/2012



Philip Gazda

10/5/2012

**Photos**

None.

Status: ☒ Y ☐ N ☐ U

### Area Walk-By Checklist (AWC)

Location (Bldg, Elev, Room/Area): Area Walk-by 04 Aux EI 451 Unit 2 MEER Room Division 2

#### Instructions for Completing Checklist

This checklist may be used to document the results of the Area Walk-By near one or more SWEL items. The space below each of the following questions may be used to record the results of judgments and findings. Additional space is provided at the end of this checklist for documenting other comments.

1. Does anchorage of equipment in the area appear to be free of potentially adverse seismic conditions (if visible without necessarily opening cabinets)? Yes
2. Does anchorage of equipment in the area appear to be free of significant degraded conditions? Yes
3. Based on a visual inspection from the floor, do the cable/conduit raceways and HVAC ducting appear to be free of potentially adverse seismic conditions (e.g., condition of supports is adequate and fill conditions of cable trays appear to be inside acceptable limits)? Yes
4. Does it appear that the area is free of potentially adverse seismic spatial interactions with other equipment in the area (e.g., ceiling tiles and lighting)?  
*Masonry walls are seismic and will not collapse on equipment* Yes
5. Does it appear that the area is free of potentially adverse seismic interactions that could cause flooding or spray in the area? Yes
6. Does it appear that the area is free of potentially adverse seismic interactions that could cause a fire in the area? Yes
7. Does it appear that the area is free of potentially adverse seismic interactions associated with housekeeping practices, storage of portable equipment, and temporary installations (e.g., scaffolding, lead shielding)? Yes

Status: ☒ Y ☐ N ☐ U

**Area Walk-By Checklist (AWC)**

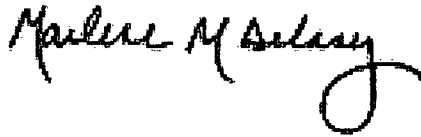
Location (Bldg, Elev, Room/Area): Area Walk-by 04 Aux EI 451 Unit 2 MEER Room Division 2

8. Have you looked for and found no other seismic conditions that could adversely affect the safety functions of the equipment in the area?

Yes

**Comments**

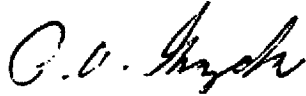
Seismic walkdown team M. Delaney & P. Gazda 8/6/12 pm



Evaluated by:

Marlene Delaney

Date: 10/5/2012



Philip Gazda

10/5/2012

**Photos**

None.

Status: ☒ Y ☐ N ☐ U

### Area Walk-By Checklist (AWC)

Location (Bldg, Elev, Room/Area): Area Walk-by 06 Aux EI 451 U1 and U2 HV (0VC09Y and 0VC01JB)

#### Instructions for Completing Checklist

This checklist may be used to document the results of the Area Walk-By near one or more SWEL items. The space below each of the following questions may be used to record the results of judgments and findings. Additional space is provided at the end of this checklist for documenting other comments.

1. Does anchorage of equipment in the area appear to be free of potentially adverse seismic conditions (if visible without necessarily opening cabinets)? Yes
2. Does anchorage of equipment in the area appear to be free of significant degraded conditions? Yes
3. Based on a visual inspection from the floor, do the cable/conduit raceways and HVAC ducting appear to be free of potentially adverse seismic conditions (e.g., condition of supports is adequate and fill conditions of cable trays appear to be inside acceptable limits)? Yes
4. Does it appear that the area is free of potentially adverse seismic spatial interactions with other equipment in the area (e.g., ceiling tiles and lighting)?  
*Masonry walls are seismic and would not collapse on equipment* Yes
5. Does it appear that the area is free of potentially adverse seismic interactions that could cause flooding or spray in the area? Yes
6. Does it appear that the area is free of potentially adverse seismic interactions that could cause a fire in the area? Yes
7. Does it appear that the area is free of potentially adverse seismic interactions associated with housekeeping practices, storage of portable equipment, and temporary installations (e.g., scaffolding, lead shielding)? Yes



Status: ☒ Y ☐ N ☐ U

**Area Walk-By Checklist (AWC)**

Location (Bldg, Elev, Room/Area): Area Walk-by 06 Aux EI 451 U1 and U2 HV (0VC09Y and 0VC01JB)

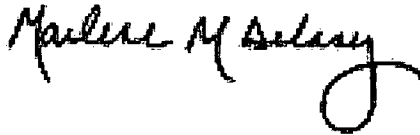
8. Have you looked for and found no other seismic conditions that could adversely affect the safety functions of the equipment in the area?

Yes

*Water on floor due to overhead leak and drain line condensation - not a structural/seismic issue since it is not near any critical components*

**Comments**

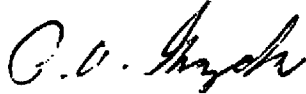
Seismic walkdown team M. Delaney & P. Gazda 8/6/12 pm



Evaluated by:

Marlene Delaney

Date: 10/5/2012



Philip Gazda

10/5/2012

**Photos**

None.

Status: ☒ Y ☐ N ☐ U

### Area Walk-By Checklist (AWC)

Location (Bldg, Elev, Room/Area): Area Walk-by 07 Aux EI 451 AEER Unit 2

#### Instructions for Completing Checklist

This checklist may be used to document the results of the Area Walk-By near one or more SWEL items. The space below each of the following questions may be used to record the results of judgments and findings. Additional space is provided at the end of this checklist for documenting other comments.

1. Does anchorage of equipment in the area appear to be free of potentially adverse seismic conditions (if visible without necessarily opening cabinets)? Yes
2. Does anchorage of equipment in the area appear to be free of significant degraded conditions? Yes
3. Based on a visual inspection from the floor, do the cable/conduit raceways and HVAC ducting appear to be free of potentially adverse seismic conditions (e.g., condition of supports is adequate and fill conditions of cable trays appear to be inside acceptable limits)? Yes  
*Overhead cable trays are well-supported*
4. Does it appear that the area is free of potentially adverse seismic spatial interactions with other equipment in the area (e.g., ceiling tiles and lighting)? Yes  
*Seismic block walls*  
*Partially open S-hooks. Lights not directly over panels so damage unlikely and since the hooks are partially open, lights will not disengage. IR 1397694 written to inspect and close.*
5. Does it appear that the area is free of potentially adverse seismic interactions that could cause flooding or spray in the area? Yes  
*Fire protection panels welded at base but are not bolted together - not an issue since they are non-safety related (base detail shown on Drawing 6E-0-3391D, Revision AC, Detail 59)*
6. Does it appear that the area is free of potentially adverse seismic interactions that could cause a fire in the area? Yes
7. Does it appear that the area is free of potentially adverse seismic interactions associated with housekeeping practices, storage of portable equipment, and temporary installations (e.g., scaffolding, lead shielding)? Yes

Status: ☒ Y ☐ N ☐ U

**Area Walk-By Checklist (AWC)**

Location (Bldg, Elev, Room/Area): Area Walk-by 07 Aux EI 451 AEER Unit 2

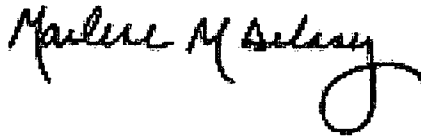
8. Have you looked for and found no other seismic conditions that could adversely affect the safety functions of the equipment in the area?

Yes

*Appendix R light 0LL010E has a dented support pan. IR 1397700 written for repair. Light is adequately supported so not an immediate concern.*

**Comments**


Seismic walkdown team M. Delaney & P. Gazda 8/6/12 pm



Evaluated by:

Marlene Delaney

Date: 10/5/2012



Philip Gazda

10/5/2012

**Photos**

None.

Status: ☒ Y ☐ N ☐ U

**Area Walk-By Checklist (AWC)**

Location (Bldg, Elev, Room/Area): Area Walk-by 08 Aux EI 401 MSIV 2A/2D Room

**Instructions for Completing Checklist**

This checklist may be used to document the results of the Area Walk-By near one or more SWEL items. The space below each of the following questions may be used to record the results of judgments and findings. Additional space is provided at the end of this checklist for documenting other comments.

1. Does anchorage of equipment in the area appear to be free of potentially adverse seismic conditions (if visible without necessarily opening cabinets)? Yes
2. Does anchorage of equipment in the area appear to be free of significant degraded conditions? Yes
3. Based on a visual inspection from the floor, do the cable/conduit raceways and HVAC ducting appear to be free of potentially adverse seismic conditions (e.g., condition of supports is adequate and fill conditions of cable trays appear to be inside acceptable limits)? Yes
4. Does it appear that the area is free of potentially adverse seismic spatial interactions with other equipment in the area (e.g., ceiling tiles and lighting)? Yes
5. Does it appear that the area is free of potentially adverse seismic interactions that could cause flooding or spray in the area? Yes
6. Does it appear that the area is free of potentially adverse seismic interactions that could cause a fire in the area? Yes



Status: ☒ Y ☐ N ☐ U

**Area Walk-By Checklist (AWC)**

Location (Bldg, Elev, Room/Area): Area Walk-by 08 Aux EI 401 MSIV 2A/2D Room

7. Does it appear that the area is free of potentially adverse seismic interactions associated with housekeeping practices, storage of portable equipment, and temporary installations (e.g., scaffolding, lead shielding)? Yes  
*Permanent scaffolding is well-supported and tied off.*

8. Have you looked for and found no other seismic conditions that could adversely affect the safety functions of the equipment in the area? Yes  
*Degradation at expansion joint with containment wall (at ceiling) - not a structural/seismic issue. The joints in question are made up of some sort of compressible/flexible material. Since the containment structure is a standalone structure and is analyzed and designed that way there is a gap between it and an adjacent structure (like the MSIV rooms). The gap is sized to allow seismic movements of each structure and is filled with the flexible material. The material is only there to close the opening and has no structural or seismic significance.*

**Comments**

Seismic walkdown team M. Delaney & P. Gazda 8/7/12 am

*Marlene M Delaney*

Evaluated by:

Marlene Delaney

Date: 10/5/2012

*P. Gazda*

Philip Gazda

10/5/2012

**Photos**

None.

Status: ☒ Y ☐ N ☐ U

### Area Walk-By Checklist (AWC)

Area Walk-by 09 Aux EI 451 Unit 1 and 2 (U1 HV - 0VC01JA,  
Location (Bldg, Elev, Room/Area): 0VC15J, 0VC02FA)

#### Instructions for Completing Checklist

This checklist may be used to document the results of the Area Walk-By near one or more SWEL items. The space below each of the following questions may be used to record the results of judgments and findings. Additional space is provided at the end of this checklist for documenting other comments.

1. Does anchorage of equipment in the area appear to be free of potentially adverse seismic conditions (if visible without necessarily opening cabinets)? Yes
2. Does anchorage of equipment in the area appear to be free of significant degraded conditions? Yes
3. Based on a visual inspection from the floor, do the cable/conduit raceways and HVAC ducting appear to be free of potentially adverse seismic conditions (e.g., condition of supports is adequate and fill conditions of cable trays appear to be inside acceptable limits)? Yes  
*Overhead HVAC is well-supported.*
4. Does it appear that the area is free of potentially adverse seismic spatial interactions with other equipment in the area (e.g., ceiling tiles and lighting)? Yes  
*Masonry walls are seismic and would not collapse on equipment*
5. Does it appear that the area is free of potentially adverse seismic interactions that could cause flooding or spray in the area? Yes  
*Fire protection piping is well-supported.*  
  
*Fire protection valve 0FP332 valve is leaking. IR1397710 was written. No critical components in vicinity so not an immediate concern.*  
  
*Roof drain line with Victaulic couplings enters room and drops down and up (similar to a U shape) and exits room. Line could swing from side to side resulting in leaking at the top couplings however the equipment below is partially sealed with closed entry points and tops so no damage would occur. IR 1397711 was written.*

Status: ☒ Y ☐ N ☐ U

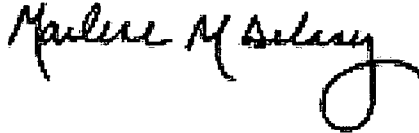
**Area Walk-By Checklist (AWC)**

Area Walk-by 09 Aux EI 451 Unit 1 and 2 (U1 HV - 0VC01JA,  
Location (Bldg, Elev, Room/Area): 0VC15J, 0VC02FA)

- |    |  |     |
|----|--|-----|
| 6. | Does it appear that the area is free of potentially adverse seismic interactions that could cause a fire in the area?  | Yes |
| 7. | Does it appear that the area is free of potentially adverse seismic interactions associated with housekeeping practices, storage of portable equipment, and temporary installations (e.g., scaffolding, lead shielding)? | Yes |
| 8. | Have you looked for and found no other seismic conditions that could adversely affect the safety functions of the equipment in the area?   | Yes |

**Comments**

Evaluated by:



Marlene Delaney

Date: 10/5/2012



Philip Gazda

10/5/2012

**Photos**

None.

Status: ☒ Y ☐ N ☐ U

### Area Walk-By Checklist (AWC)

Location (Bldg, Elev, Room/Area): Area Walk-by 10, Aux EI 377, MSIV 2A/2D Room

---

#### Instructions for Completing Checklist

This checklist may be used to document the results of the Area Walk-By near one or more SWEL items. The space below each of the following questions may be used to record the results of judgments and findings. Additional space is provided at the end of this checklist for documenting other comments.

---

- |  |     |
|--|-----|
| 1. Does anchorage of equipment in the area appear to be free of potentially adverse seismic conditions (if visible without necessarily opening cabinets)?  | Yes |
| 2. Does anchorage of equipment in the area appear to be free of significant degraded conditions?   | Yes |
| 3. Based on a visual inspection from the floor, do the cable/conduit raceways and HVAC ducting appear to be free of potentially adverse seismic conditions (e.g., condition of supports is adequate and fill conditions of cable trays appear to be inside acceptable limits)? | Yes |
| 4. Does it appear that the area is free of potentially adverse seismic spatial interactions with other equipment in the area (e.g., ceiling tiles and lighting)?   | Yes |
| 5. Does it appear that the area is free of potentially adverse seismic interactions that could cause flooding or spray in the area?  | Yes |
| 6. Does it appear that the area is free of potentially adverse seismic interactions that could cause a fire in the area?   | Yes |
| 7. Does it appear that the area is free of potentially adverse seismic interactions associated with housekeeping practices, storage of portable equipment, and temporary installations (e.g., scaffolding, lead shielding)?  | Yes |
-



Status: ☒ Y ☐ N ☐ U

**Area Walk-By Checklist (AWC)**

Location (Bldg, Elev, Room/Area): Area Walk-by 10, Aux EI 377, MSIV 2A/2D Room

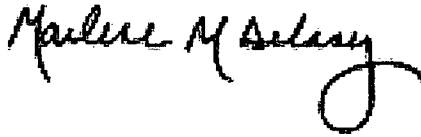
8. Have you looked for and found no other seismic conditions that could adversely affect the safety functions of the equipment in the area?

Yes

*No structural/seismic issues in area.*

**Comments**


Seismic walkdown team M. Delaney & P. Gazda 8/7/12 pm



Evaluated by:

Marlene Delaney

Date: 10/5/2012



Philip Gazda

10/5/2012

**Photos**

None.

Status: ☒ Y ☐ N ☐ U

**Area Walk-By Checklist (AWC)**

Location (Bldg, Elev, Room/Area): Area Walk-by 11 Aux EI 401 MSIV 2B/2C Room

**Instructions for Completing Checklist**

This checklist may be used to document the results of the Area Walk-By near one or more SWEL items. The space below each of the following questions may be used to record the results of judgments and findings. Additional space is provided at the end of this checklist for documenting other comments.

1. Does anchorage of equipment in the area appear to be free of potentially adverse seismic conditions (if visible without necessarily opening cabinets)? Yes
  
2. Does anchorage of equipment in the area appear to be free of significant degraded conditions? Yes
  
3. Based on a visual inspection from the floor, do the cable/conduit raceways and HVAC ducting appear to be free of potentially adverse seismic conditions (e.g., condition of supports is adequate and fill conditions of cable trays appear to be inside acceptable limits)? Yes
  
4. Does it appear that the area is free of potentially adverse seismic spatial interactions with other equipment in the area (e.g., ceiling tiles and lighting)? Yes
  
5. Does it appear that the area is free of potentially adverse seismic interactions that could cause flooding or spray in the area? Yes
  
6. Does it appear that the area is free of potentially adverse seismic interactions that could cause a fire in the area? Yes

Status: ☒ Y ☐ N ☐ U

**Area Walk-By Checklist (AWC)**

Location (Bldg, Elev, Room/Area): Area Walk-by 11 Aux EI 401 MSIV 2B/2C Room

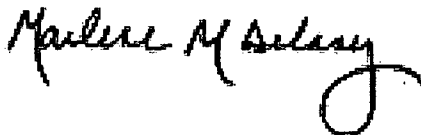
7. Does it appear that the area is free of potentially adverse seismic interactions associated with housekeeping practices, storage of portable equipment, and temporary installations (e.g., scaffolding, lead shielding)? Yes  
*Two permanent scaffolds in area are well-constructed and tied off.*

8. Have you looked for and found no other seismic conditions that could adversely affect the safety functions of the equipment in the area? Yes  
*Degradation at expansion joint with containment wall (at ceiling) - not a structural/seismic issue. The joints in question are made up of some sort of compressible/flexible material. Since the containment structure is a standalone structure and is analyzed and designed that way there is a gap between it and an adjacent structure (like the MSIV rooms). The gap is sized to allow seismic movements of each structure and is filled with the flexible material. The material is only there to close the opening and has no structural or seismic significance.*

*Missing bolts at the MSIV accumulator - no sign of leakage and pressure is holding. Discussion with System Engineer indicates that bolts are only used for rigging. Not a structural/seismic issue.*

**Comments**

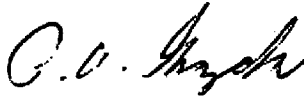
Seismic walkdown team M. Delaney & P. Gazda 8/7/12 pm



Evaluated by:

Marlene Delaney

Date: 10/5/2012



Philip Gazda

10/5/2012

**Photos**

None.

Status: ☒ Y ☐ N ☐ U

### Area Walk-By Checklist (AWC)

Location (Bldg, Elev, Room/Area): Area Walk-by 17 ESWCT EI 377 (2AP93E)

#### Instructions for Completing Checklist

This checklist may be used to document the results of the Area Walk-By near one or more SWEL items. The space below each of the following questions may be used to record the results of judgments and findings. Additional space is provided at the end of this checklist for documenting other comments.

- |   |     |
|---|-----|
| 1. Does anchorage of equipment in the area appear to be free of potentially adverse seismic conditions (if visible without necessarily opening cabinets)?   | Yes |
| 2. Does anchorage of equipment in the area appear to be free of significant degraded conditions?  | Yes |
| 3. Based on a visual inspection from the floor, do the cable/conduit raceways and HVAC ducting appear to be free of potentially adverse seismic conditions (e.g., condition of supports is adequate and fill conditions of cable trays appear to be inside acceptable limits)?  | Yes |
| 4. Does it appear that the area is free of potentially adverse seismic spatial interactions with other equipment in the area (e.g., ceiling tiles and lighting)?<br><i>A few partially open S-hooks on lights but not directly over the equipment so they would not damage equipment if they came loose. It is unlikely the lights would come disengaged since the hooks are only partially open. IR 1398127 was written.</i> | Yes |
| 5. Does it appear that the area is free of potentially adverse seismic interactions that could cause flooding or spray in the area?   | Yes |
| 6. Does it appear that the area is free of potentially adverse seismic interactions that could cause a fire in the area?  | Yes |
| 7. Does it appear that the area is free of potentially adverse seismic interactions associated with housekeeping practices, storage of portable equipment, and temporary installations (e.g., scaffolding, lead shielding)?   | Yes |



Status: ☒ Y ☐ N ☐ U

**Area Walk-By Checklist (AWC)**

Location (Bldg, Elev, Room/Area): Area Walk-by 17 ESWCT EI 377 (2AP93E)

8. Have you looked for and found no other seismic conditions that could adversely affect the safety functions of the equipment in the area?

Yes

*Small diagonal crack in south wall - not a structural/seismic issue due to its small size.*

*Missing bolt at top of middle panel for 2AP99E. Adequate anchors to hold panel in place - not a structural/seismic issue and no additional work required.*

*Leak in east wall has existing IR written. Not an active leak.*

**Comments**

Seismic Walkdown Team M. Delaney & P. Gazda 8/7/12 am

*Marlene M Delaney*

Evaluated by:

Marlene Delaney

Date: 10/5/2012

*P. O. Gazda*

Philip Gazda

10/5/2012

**Photos**

None.

Status: ☒ Y ☐ N ☐ U

### Area Walk-By Checklist (AWC)

Location (Bldg, Elev, Room/Area): Area Walk-by 19, ESWCT EI 860 B Valve Room (valve chamber A2)

#### Instructions for Completing Checklist

This checklist may be used to document the results of the Area Walk-By near one or more SWEL items. The space below each of the following questions may be used to record the results of judgments and findings. Additional space is provided at the end of this checklist for documenting other comments.

1. Does anchorage of equipment in the area appear to be free of potentially adverse seismic conditions (if visible without necessarily opening cabinets)? Yes
2. Does anchorage of equipment in the area appear to be free of significant degraded conditions? Yes
3. Based on a visual inspection from the floor, do the cable/conduit raceways and HVAC ducting appear to be free of potentially adverse seismic conditions (e.g., condition of supports is adequate and fill conditions of cable trays appear to be inside acceptable limits)? Yes
4. Does it appear that the area is free of potentially adverse seismic spatial interactions with other equipment in the area (e.g., ceiling tiles and lighting)? Yes
5. Does it appear that the area is free of potentially adverse seismic interactions that could cause flooding or spray in the area? Yes
6. Does it appear that the area is free of potentially adverse seismic interactions that could cause a fire in the area? Yes
7. Does it appear that the area is free of potentially adverse seismic interactions associated with housekeeping practices, storage of portable equipment, and temporary installations (e.g., scaffolding, lead shielding)? Yes

Status: ☒ Y ☐ N ☐ U

**Area Walk-By Checklist (AWC)**

Location (Bldg, Elev, Room/Area): Area Walk-by 19, ESWCT EI 860 B Valve Room (valve chamber A2)

8. Have you looked for and found no other seismic conditions that could adversely affect the safety functions of the equipment in the area?

Yes

*No structural/seismic issues*

**Comments**

Seismic Walkdown Team M. Delaney & P. Gazda 8/7/12 am

*Marlene M Delaney*

Evaluated by:

Marlene Delaney

Date: 10/5/2012

*P. Gazda*

Philip Gazda

10/5/2012

**Photos**

None.

Status: ☒ Y ☐ N ☐ U

### Area Walk-By Checklist (AWC)

Location (Bldg, Elev, Room/Area): Area Walk-by 21, ESWCT EI 860, South Elec Room (U2 Bus 232)

#### Instructions for Completing Checklist

This checklist may be used to document the results of the Area Walk-By near one or more SWEL items. The space below each of the following questions may be used to record the results of judgments and findings. Additional space is provided at the end of this checklist for documenting other comments.

- |    |   |     |
|----|---|-----|
| 1. | Does anchorage of equipment in the area appear to be free of potentially adverse seismic conditions (if visible without necessarily opening cabinets)?  | Yes |
| 2. | Does anchorage of equipment in the area appear to be free of significant degraded conditions?   | Yes |
| 3. | Based on a visual inspection from the floor, do the cable/conduit raceways and HVAC ducting appear to be free of potentially adverse seismic conditions (e.g., condition of supports is adequate and fill conditions of cable trays appear to be inside acceptable limits)?   | Yes |
| 4. | Does it appear that the area is free of potentially adverse seismic spatial interactions with other equipment in the area (e.g., ceiling tiles and lighting)?<br><i>Several open S-hooks. Lights not directly over equipment therefore wouldn't damage equipment if they fell. S-hooks partially open so lights would not become disengaged during a seismic event. IR 1398127 written to have S-hooks verified and closed.</i> | Yes |
| 5. | Does it appear that the area is free of potentially adverse seismic interactions that could cause flooding or spray in the area?  | Yes |
| 6. | Does it appear that the area is free of potentially adverse seismic interactions that could cause a fire in the area?   | Yes |
| 7. | Does it appear that the area is free of potentially adverse seismic interactions associated with housekeeping practices, storage of portable equipment, and temporary installations (e.g., scaffolding, lead shielding)?  | Yes |



Status: ☒ Y ☐ N ☐ U

**Area Walk-By Checklist (AWC)**

Location (Bldg, Elev, Room/Area): Area Walk-by 21, ESWCT EI 860, South Elec Room (U2 Bus 232)

8. Have you looked for and found no other seismic conditions that could adversely affect the safety functions of the equipment in the area?

Yes

*Numerous cracks in walls - cracks are very small and therefore are not a structural/seismic issue*

*Unit 1 equipment 1AP98E missing one bolt at back panel. Adequate anchorage in place - not a structural/seismic issue. No additional action required.*

**Comments**

Seismic Walkdown Team M. Delaney & P. Gazda 8/7/12 am

*Marlene M Delaney*

Evaluated by:

Marlene Delaney

Date: 10/5/2012

*P. P. Gazda*

Philip Gazda

10/5/2012

**Photos**

None.

Status: ☒ Y ☐ N ☐ U

### Area Walk-By Checklist (AWC)

Location (Bldg, Elev, Room/Area): Area Walk-by 22, ESWCT Roof (no components on SWEL)

#### Instructions for Completing Checklist

This checklist may be used to document the results of the Area Walk-By near one or more SWEL items. The space below each of the following questions may be used to record the results of judgments and findings. Additional space is provided at the end of this checklist for documenting other comments.

1. Does anchorage of equipment in the area appear to be free of potentially adverse seismic conditions (if visible without necessarily opening cabinets)? Yes  
*Eight SX Cooling Tower Motors are well-anchored. No other components in area.*
2. Does anchorage of equipment in the area appear to be free of significant degraded conditions? Yes
3. Based on a visual inspection from the floor, do the cable/conduit raceways and HVAC ducting appear to be free of potentially adverse seismic conditions (e.g., condition of supports is adequate and fill conditions of cable trays appear to be inside acceptable limits)? Yes
4. Does it appear that the area is free of potentially adverse seismic spatial interactions with other equipment in the area (e.g., ceiling tiles and lighting)? Yes
5. Does it appear that the area is free of potentially adverse seismic interactions that could cause flooding or spray in the area? Yes
6. Does it appear that the area is free of potentially adverse seismic interactions that could cause a fire in the area? Yes
7. Does it appear that the area is free of potentially adverse seismic interactions associated with housekeeping practices, storage of portable equipment, and temporary installations (e.g., scaffolding, lead shielding)? Yes

Status: ☒ Y ☐ N ☐ U

**Area Walk-By Checklist (AWC)**

Location (Bldg, Elev, Room/Area): Area Walk-by 22, ESWCT Roof (no components on SWEL)

8. Have you looked for and found no other seismic conditions that could adversely affect the safety functions of the equipment in the area?

Yes

*Small cracks in concrete - not a structural/seismic issue due to their size.*

*No overhead components and no seismic spatial interaction issues.*

**Comments**

Seismic Walkdown Team M. Delaney & P. Gazda 8/7/12 am

*Marlene M Delaney*

Evaluated by:

Marlene Delaney

Date: 10/5/2012

*P. V. Gazda*

Philip Gazda

10/5/2012

**Photos**

None.

Status: ☒ Y ☐ N ☐ U

### Area Walk-By Checklist (AWC)

Location (Bldg, Elev, Room/Area): Area Walk-by 24, Aux EI 401, 2B DG Room

#### Instructions for Completing Checklist

This checklist may be used to document the results of the Area Walk-By near one or more SWEL items. The space below each of the following questions may be used to record the results of judgments and findings. Additional space is provided at the end of this checklist for documenting other comments.

- |  |     |
|--|-----|
| 1. Does anchorage of equipment in the area appear to be free of potentially adverse seismic conditions (if visible without necessarily opening cabinets)?  | Yes |
| 2. Does anchorage of equipment in the area appear to be free of significant degraded conditions?   | Yes |
| 3. Based on a visual inspection from the floor, do the cable/conduit raceways and HVAC ducting appear to be free of potentially adverse seismic conditions (e.g., condition of supports is adequate and fill conditions of cable trays appear to be inside acceptable limits)? | Yes |
| 4. Does it appear that the area is free of potentially adverse seismic spatial interactions with other equipment in the area (e.g., ceiling tiles and lighting)?<br><i>Masonry walls are seismic and would not collapse on equipment</i>                                       | Yes |
| 5. Does it appear that the area is free of potentially adverse seismic interactions that could cause flooding or spray in the area?  | Yes |
| 6. Does it appear that the area is free of potentially adverse seismic interactions that could cause a fire in the area?<br><i>Sight glass protected with no vulnerabilities</i>   | Yes |
| 7. Does it appear that the area is free of potentially adverse seismic interactions associated with housekeeping practices, storage of portable equipment, and temporary installations (e.g., scaffolding, lead shielding)?  | Yes |

Status: ☒ Y ☐ N ☐ U

**Area Walk-By Checklist (AWC)**

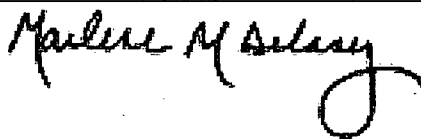
Location (Bldg, Elev, Room/Area): Area Walk-by 24, Aux EI 401, 2B DG Room

8. Have you looked for and found no other seismic conditions that could adversely affect the safety functions of the equipment in the area?

Yes

**Comments**

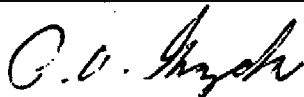
Seismic Walkdown Team M. Delaney & P. Gazda 8/7/12 pm



Evaluated by:

Marlene Delaney

Date: 10/5/2012



Philip Gazda

10/5/2012

**Photos**

None.



Status: ☒ Y ☐ N ☐ U

### Area Walk-By Checklist (AWC)

Location (Bldg, Elev, Room/Area): Area Walk-by 25, Aux EI 401, 2A DG Room

#### Instructions for Completing Checklist

This checklist may be used to document the results of the Area Walk-By near one or more SWEL items. The space below each of the following questions may be used to record the results of judgments and findings. Additional space is provided at the end of this checklist for documenting other comments.

- |  |     |
|--|-----|
| 1. Does anchorage of equipment in the area appear to be free of potentially adverse seismic conditions (if visible without necessarily opening cabinets)?  | Yes |
| 2. Does anchorage of equipment in the area appear to be free of significant degraded conditions?   | Yes |
| 3. Based on a visual inspection from the floor, do the cable/conduit raceways and HVAC ducting appear to be free of potentially adverse seismic conditions (e.g., condition of supports is adequate and fill conditions of cable trays appear to be inside acceptable limits)? | Yes |
| 4. Does it appear that the area is free of potentially adverse seismic spatial interactions with other equipment in the area (e.g., ceiling tiles and lighting)?<br><i>Masonry walls are seismic and would not collapse on equipment</i>                                       | Yes |
| 5. Does it appear that the area is free of potentially adverse seismic interactions that could cause flooding or spray in the area?  | Yes |
| 6. Does it appear that the area is free of potentially adverse seismic interactions that could cause a fire in the area?<br><i>Sight glass well-mounted with no vulnerabilities</i>  | Yes |
| 7. Does it appear that the area is free of potentially adverse seismic interactions associated with housekeeping practices, storage of portable equipment, and temporary installations (e.g., scaffolding, lead shielding)?  | Yes |

Status: ☒ Y ☐ N ☐ U

**Area Walk-By Checklist (AWC)**

Location (Bldg, Elev, Room/Area): Area Walk-by 25, Aux EI 401, 2A DG Room

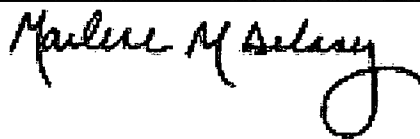
8. Have you looked for and found no other seismic conditions that could adversely affect the safety functions of the equipment in the area?

Yes

**Comments**

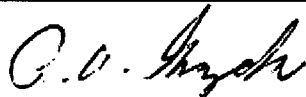
Seismic walkdown team M. Delaney & P. Gazda 8/7/12 pm

Evaluated by:



Marlene Delaney

Date: 10/5/2012



Philip Gazda

10/5/2012

**Photos**

None.

Status: ☒ Y ☐ N ☐ U

**Area Walk-By Checklist (AWC)**

Location (Bldg, Elev, Room/Area): Area Walk-by 27, Aux EI 373 Diesel Oil Storage Tank Room (U2)

**Instructions for Completing Checklist**

This checklist may be used to document the results of the Area Walk-By near one or more SWEL items. The space below each of the following questions may be used to record the results of judgments and findings. Additional space is provided at the end of this checklist for documenting other comments.

1. Does anchorage of equipment in the area appear to be free of potentially adverse seismic conditions (if visible without necessarily opening cabinets)? Yes
2. Does anchorage of equipment in the area appear to be free of significant degraded conditions? Yes
3. Based on a visual inspection from the floor, do the cable/conduit raceways and HVAC ducting appear to be free of potentially adverse seismic conditions (e.g., condition of supports is adequate and fill conditions of cable trays appear to be inside acceptable limits)? Yes
4. Does it appear that the area is free of potentially adverse seismic spatial interactions with other equipment in the area (e.g., ceiling tiles and lighting)? Yes
5. Does it appear that the area is free of potentially adverse seismic interactions that could cause flooding or spray in the area? Yes
6. Does it appear that the area is free of potentially adverse seismic interactions that could cause a fire in the area? Yes

Status: ☒ Y ☐ N ☐ U

**Area Walk-By Checklist (AWC)**

Location (Bldg, Elev, Room/Area): Area Walk-by 27, Aux EI 373 Diesel Oil Storage Tank Room (U2)

7. Does it appear that the area is free of potentially adverse seismic interactions associated with housekeeping practices, storage of portable equipment, and temporary installations (e.g., scaffolding, lead shielding)? Yes  
*Ladder is tied off at top and bottom in accordance with Byron Seismic Housekeeping Procedure*
8. Have you looked for and found no other seismic conditions that could adversely affect the safety functions of the equipment in the area? Yes

**Comments**

Seismic Walkdown team M. Delaney & P. Gazda 8/7/12 pm

*Marlene M Delaney*

Evaluated by:

Marlene Delaney

Date: 10/5/2012

*P. O. Gazda*

Philip Gazda

10/5/2012

**Photos**

None.

Status: ☒ Y ☐ N ☐ U

### Area Walk-By Checklist (AWC)

Location (Bldg, Elev, Room/Area): Area Walk-by 34, Aux EI 426, U2 Division 11 Switchgear Room

#### Instructions for Completing Checklist

This checklist may be used to document the results of the Area Walk-By near one or more SWEL items. The space below each of the following questions may be used to record the results of judgments and findings. Additional space is provided at the end of this checklist for documenting other comments.

1. Does anchorage of equipment in the area appear to be free of potentially adverse seismic conditions (if visible without necessarily opening cabinets)? Yes
  
2. Does anchorage of equipment in the area appear to be free of significant degraded conditions? Yes
  
3. Based on a visual inspection from the floor, do the cable/conduit raceways and HVAC ducting appear to be free of potentially adverse seismic conditions (e.g., condition of supports is adequate and fill conditions of cable trays appear to be inside acceptable limits)? Yes
  
4. Does it appear that the area is free of potentially adverse seismic spatial interactions with other equipment in the area (e.g., ceiling tiles and lighting)? Yes  
*Seismic block walls*  
*S-hooks for lights appear closed from floor.*
  
5. Does it appear that the area is free of potentially adverse seismic interactions that could cause flooding or spray in the area? Yes
  
6. Does it appear that the area is free of potentially adverse seismic interactions that could cause a fire in the area? Yes



Status: ☒ Y ☐ N ☐ U

**Area Walk-By Checklist (AWC)**

Location (Bldg, Elev, Room/Area): Area Walk-by 34, Aux EI 426, U2 Division 11 Switchgear Room

7. Does it appear that the area is free of potentially adverse seismic interactions associated with housekeeping practices, storage of portable equipment, and temporary installations (e.g., scaffolding, lead shielding)? Yes  
*Breaker is stored in labeled breaker storage area and cannot roll. Ops bench is far enough away from equipment. Both in accordance with Byron Seismic Housekeeping Procedure*
8. Have you looked for and found no other seismic conditions that could adversely affect the safety functions of the equipment in the area? Yes  
*Some back panels are bowed at breaker.  
This is cosmetic and not a structural/seismic issue.*

**Comments**

Seismic Walkdown team M. Delaney & P. Gazda 8/8/12 am

*Marlene M Delaney*

Evaluated by:

Marlene Delaney

Date: 10/5/2012

*P. Gazda*

Philip Gazda

10/5/2012

**Photos**

None.

Status: ☒ Y ☐ N ☐ U

### Area Walk-By Checklist (AWC)

Location (Bldg, Elev, Room/Area): Area Walk-by 35, Aux El 426, U2 Div 12 Switchgear Room

#### Instructions for Completing Checklist

This checklist may be used to document the results of the Area Walk-By near one or more SWEL items. The space below each of the following questions may be used to record the results of judgments and findings. Additional space is provided at the end of this checklist for documenting other comments.

1. Does anchorage of equipment in the area appear to be free of potentially adverse seismic conditions (if visible without necessarily opening cabinets)? Yes
2. Does anchorage of equipment in the area appear to be free of significant degraded conditions? Yes
3. Based on a visual inspection from the floor, do the cable/conduit raceways and HVAC ducting appear to be free of potentially adverse seismic conditions (e.g., condition of supports is adequate and fill conditions of cable trays appear to be inside acceptable limits)? Yes
4. Does it appear that the area is free of potentially adverse seismic spatial interactions with other equipment in the area (e.g., ceiling tiles and lighting)? Yes
5. Does it appear that the area is free of potentially adverse seismic interactions that could cause flooding or spray in the area? Yes
6. Does it appear that the area is free of potentially adverse seismic interactions that could cause a fire in the area? Yes
7. Does it appear that the area is free of potentially adverse seismic interactions associated with housekeeping practices, storage of portable equipment, and temporary installations (e.g., scaffolding, lead shielding)? Yes

Status: ☒ Y ☐ N ☐ U

**Area Walk-By Checklist (AWC)**

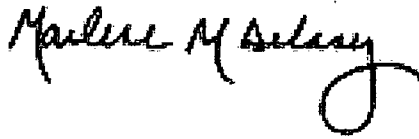
Location (Bldg, Elev, Room/Area): Area Walk-by 35, Aux EI 426, U2 Div 12 Switchgear Room

8. Have you looked for and found no other seismic conditions that could adversely affect the safety functions of the equipment in the area?

Yes

**Comments**

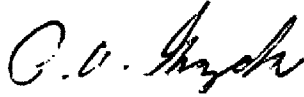
Seismic Walkdown team M. Delaney & P. Gazda 8/8/12 am



Evaluated by:

Marlene Delaney

Date: 10/5/2012



Philip Gazda

10/5/2012

**Photos**

None.

Status: ☒ Y ☐ N ☐ U

### Area Walk-By Checklist (AWC)

Location (Bldg, Elev, Room/Area): Area Walk-by 36, Aux EI 364 Area 5 (curved wall near MCC)

#### Instructions for Completing Checklist

This checklist may be used to document the results of the Area Walk-By near one or more SWEL items. The space below each of the following questions may be used to record the results of judgments and findings. Additional space is provided at the end of this checklist for documenting other comments.

1. Does anchorage of equipment in the area appear to be free of potentially adverse seismic conditions (if visible without necessarily opening cabinets)? Yes
2. Does anchorage of equipment in the area appear to be free of significant degraded conditions? Yes
3. Based on a visual inspection from the floor, do the cable/conduit raceways and HVAC ducting appear to be free of potentially adverse seismic conditions (e.g., condition of supports is adequate and fill conditions of cable trays appear to be inside acceptable limits)? Yes
4. Does it appear that the area is free of potentially adverse seismic spatial interactions with other equipment in the area (e.g., ceiling tiles and lighting)? Yes
5. Does it appear that the area is free of potentially adverse seismic interactions that could cause flooding or spray in the area? Yes
6. Does it appear that the area is free of potentially adverse seismic interactions that could cause a fire in the area? Yes
7. Does it appear that the area is free of potentially adverse seismic interactions associated with housekeeping practices, storage of portable equipment, and temporary installations (e.g., scaffolding, lead shielding)? Yes

Status: ☒ Y ☐ N ☐ U

**Area Walk-By Checklist (AWC)**

Location (Bldg, Elev, Room/Area): Area Walk-by 36, Aux El 364 Area 5 (curved wall near MCC)

8. Have you looked for and found no other seismic conditions that could adversely affect the safety functions of the equipment in the area?

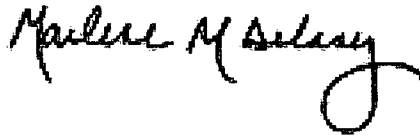
Yes

**Comments**

Seismic walkdown team M. Delaney & P. Gazda 8/8/12 pm

Note that the SWEL component 0FC006A is a common component included on the Unit 2 SWEL and is located in Unit 1

Evaluated by:



Marlene Delaney

Date: 10/5/2012



Philip Gazda

10/5/2012

**Photos**

None.



Status: ☒ Y ☐ N ☐ U

### Area Walk-By Checklist (AWC)

Location (Bldg, Elev, Room/Area): Area Walk-by 42, FH EI 401 U1 & U2 Spent Fuel Pump Room

#### Instructions for Completing Checklist

This checklist may be used to document the results of the Area Walk-By near one or more SWEL items. The space below each of the following questions may be used to record the results of judgments and findings. Additional space is provided at the end of this checklist for documenting other comments.

- |  |     |
|--|-----|
| 1. Does anchorage of equipment in the area appear to be free of potentially adverse seismic conditions (if visible without necessarily opening cabinets)?  | Yes |
| 2. Does anchorage of equipment in the area appear to be free of significant degraded conditions?   | Yes |
| 3. Based on a visual inspection from the floor, do the cable/conduit raceways and HVAC ducting appear to be free of potentially adverse seismic conditions (e.g., condition of supports is adequate and fill conditions of cable trays appear to be inside acceptable limits)? | Yes |
| 4. Does it appear that the area is free of potentially adverse seismic spatial interactions with other equipment in the area (e.g., ceiling tiles and lighting)?<br><i>Seismic block walls (removable portions protected by grating)</i>                                       | Yes |
| 5. Does it appear that the area is free of potentially adverse seismic interactions that could cause flooding or spray in the area?  | Yes |
| 6. Does it appear that the area is free of potentially adverse seismic interactions that could cause a fire in the area?<br><i>Sight glasses are protected with no potential impact from overhead components</i>   | Yes |
| 7. Does it appear that the area is free of potentially adverse seismic interactions associated with housekeeping practices, storage of portable equipment, and temporary installations (e.g., scaffolding, lead shielding)?  | Yes |

Status: ☒ Y ☐ N ☐ U

**Area Walk-By Checklist (AWC)**

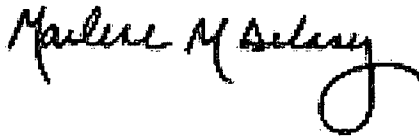
Location (Bldg, Elev, Room/Area): Area Walk-by 42, FH EI 401 U1 & U2 Spent Fuel Pump Room

8. Have you looked for and found no other seismic conditions that could adversely affect the safety functions of the equipment in the area?

Yes

**Comments**

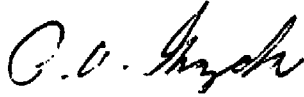
Seismic walkdown team M. Delaney & P. Gazda 8/9/12 am



Evaluated by:

Marlene Delaney

Date: 10/5/2012



Philip Gazda

10/5/2012

**Photos**

None.

Status: ☒ Y ☐ N ☐ U

### Area Walk-By Checklist (AWC)

Location (Bldg, Elev, Room/Area): Area Walk-by 43, FH EI 401, U2 Spent Fuel HX Room

---

#### Instructions for Completing Checklist

This checklist may be used to document the results of the Area Walk-By near one or more SWEL items. The space below each of the following questions may be used to record the results of judgments and findings. Additional space is provided at the end of this checklist for documenting other comments.

---

- |   |     |
|---|-----|
| 1. Does anchorage of equipment in the area appear to be free of potentially adverse seismic conditions (if visible without necessarily opening cabinets)?   | Yes |
| 2. Does anchorage of equipment in the area appear to be free of significant degraded conditions?  | Yes |
| 3. Based on a visual inspection from the floor, do the cable/conduit raceways and HVAC ducting appear to be free of potentially adverse seismic conditions (e.g., condition of supports is adequate and fill conditions of cable trays appear to be inside acceptable limits)?  | Yes |
| 4. Does it appear that the area is free of potentially adverse seismic spatial interactions with other equipment in the area (e.g., ceiling tiles and lighting)?<br><i>Masonry walls are seismic and could not collapse on equipment. Removable portions secured by grating</i> | Yes |
| 5. Does it appear that the area is free of potentially adverse seismic interactions that could cause flooding or spray in the area?   | Yes |
| 6. Does it appear that the area is free of potentially adverse seismic interactions that could cause a fire in the area?  | Yes |
| 7. Does it appear that the area is free of potentially adverse seismic interactions associated with housekeeping practices, storage of portable equipment, and temporary installations (e.g., scaffolding, lead shielding)?   | Yes |
-

Status: ☒ Y ☐ N ☐ U

**Area Walk-By Checklist (AWC)**

Location (Bldg, Elev, Room/Area): Area Walk-by 43, FH EI 401, U2 Spent Fuel HX Room

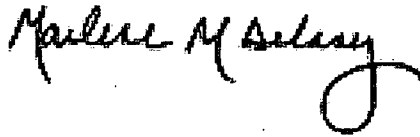
8. Have you looked for and found no other seismic conditions that could adversely affect the safety functions of the equipment in the area?

Yes

*Hairline cracks - not a structural/seismic issues since cracks are small.*

**Comments**

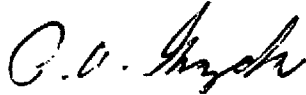
Seismic walkdown team M. Delaney & P. Gazda 8/9/12 am



Evaluated by:

Marlene Delaney

Date: 10/5/2012



Philip Gazda

10/5/2012

**Photos**

None.

Status: ☒ Y ☐ N ☐ U

### Area Walk-By Checklist (AWC)

Location (Bldg, Elev, Room/Area): Area Walk-by 44, FH EI 401 Adjacent to trackway

#### Instructions for Completing Checklist

This checklist may be used to document the results of the Area Walk-By near one or more SWEL items. The space below each of the following questions may be used to record the results of judgments and findings. Additional space is provided at the end of this checklist for documenting other comments.

1. Does anchorage of equipment in the area appear to be free of potentially adverse seismic conditions (if visible without necessarily opening cabinets)? Yes
2. Does anchorage of equipment in the area appear to be free of significant degraded conditions? Yes
3. Based on a visual inspection from the floor, do the cable/conduit raceways and HVAC ducting appear to be free of potentially adverse seismic conditions (e.g., condition of supports is adequate and fill conditions of cable trays appear to be inside acceptable limits)? Yes
4. Does it appear that the area is free of potentially adverse seismic spatial interactions with other equipment in the area (e.g., ceiling tiles and lighting)? Yes  
*Masonry walls are seismic and would not collapse on equipment*
5. Does it appear that the area is free of potentially adverse seismic interactions that could cause flooding or spray in the area? Yes  
*Fire protection piping is well-supported*
6. Does it appear that the area is free of potentially adverse seismic interactions that could cause a fire in the area? Yes



Status: ☒ Y ☐ N ☐ U

**Area Walk-By Checklist (AWC)**

Location (Bldg, Elev, Room/Area): Area Walk-by 44, FH EI 401 Adjacent to trackway

- |      |  |     |
|------|--|-----|
| 7.   | Does it appear that the area is free of potentially adverse seismic interactions associated with housekeeping practices, storage of portable equipment, and temporary installations (e.g., scaffolding, lead shielding)?<br><i>Cabinets orientated correctly to avoid impacting instruments with wheels chocked in accordance with Byron Seismic Housekeeping Procedures</i> | Yes |
| <br> |  |     |
| 8.   | Have you looked for and found no other seismic conditions that could adversely affect the safety functions of the equipment in the area?   | Yes |

**Comments**

Seismic walkdown team 8/9/12 am

Evaluated by:

*Marlene M Delaney*

Marlene Delaney

Date: 10/5/2012

*P. V. Gazda*

Philip Gazda

10/5/2012

**Photos**

None.

Status: ☒ Y ☐ N ☐ U

### Area Walk-By Checklist (AWC)

Location (Bldg, Elev, Room/Area): Area Walk-by 45, RSH EI 702, A & B Pump Room

#### Instructions for Completing Checklist

This checklist may be used to document the results of the Area Walk-By near one or more SWEL items. The space below each of the following questions may be used to record the results of judgments and findings. Additional space is provided at the end of this checklist for documenting other comments.

1. Does anchorage of equipment in the area appear to be free of potentially adverse seismic conditions (if visible without necessarily opening cabinets)? Yes
2. Does anchorage of equipment in the area appear to be free of significant degraded conditions? Yes
3. Based on a visual inspection from the floor, do the cable/conduit raceways and HVAC ducting appear to be free of potentially adverse seismic conditions (e.g., condition of supports is adequate and fill conditions of cable trays appear to be inside acceptable limits)? Yes
4. Does it appear that the area is free of potentially adverse seismic spatial interactions with other equipment in the area (e.g., ceiling tiles and lighting)?  
*Open S-hooks (near A pump) not directly over equipment and would not impact equipment. Partially open so lights would not disengage. IR 1399405 was written.* Yes
5. Does it appear that the area is free of potentially adverse seismic interactions that could cause flooding or spray in the area? Yes
6. Does it appear that the area is free of potentially adverse seismic interactions that could cause a fire in the area? Yes
7. Does it appear that the area is free of potentially adverse seismic interactions associated with housekeeping practices, storage of portable equipment, and temporary installations (e.g., scaffolding, lead shielding)? Yes

Status: ☒ Y ☐ N ☐ U

**Area Walk-By Checklist (AWC)**

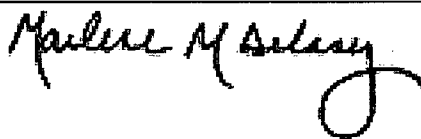
Location (Bldg, Elev, Room/Area): Area Walk-by 45, RSH EI 702, A & B Pump Room

8. Have you looked for and found no other seismic conditions that could adversely affect the safety functions of the equipment in the area?

Yes

**Comments**


Seismic Walkdown Team M. Delaney & P. Gazda 8/9/12 pm



Evaluated by:

Marlene Delaney

Date: 10/5/2012



Philip Gazda

10/5/2012

**Photos**

None.

Status: ☒ Y ☐ N ☐ U

### Area Walk-By Checklist (AWC)

Location (Bldg, Elev, Room/Area): Area Walk-by 48, Aux EI 364 Unit 2 Open area

#### Instructions for Completing Checklist

This checklist may be used to document the results of the Area Walk-By near one or more SWEL items. The space below each of the following questions may be used to record the results of judgments and findings. Additional space is provided at the end of this checklist for documenting other comments.

1. Does anchorage of equipment in the area appear to be free of potentially adverse seismic conditions (if visible without necessarily opening cabinets)? Yes
2. Does anchorage of equipment in the area appear to be free of significant degraded conditions? Yes
3. Based on a visual inspection from the floor, do the cable/conduit raceways and HVAC ducting appear to be free of potentially adverse seismic conditions (e.g., condition of supports is adequate and fill conditions of cable trays appear to be inside acceptable limits)? Yes
4. Does it appear that the area is free of potentially adverse seismic spatial interactions with other equipment in the area (e.g., ceiling tiles and lighting)? Yes  
*Masonry walls are seismic and would not collapse on equipment*
5. Does it appear that the area is free of potentially adverse seismic interactions that could cause flooding or spray in the area? Yes
6. Does it appear that the area is free of potentially adverse seismic interactions that could cause a fire in the area? Yes

Status: ☒ Y ☐ N ☐ U

**Area Walk-By Checklist (AWC)**

Location (Bldg, Elev, Room/Area): Area Walk-by 48, Aux EI 364 Unit 2 Open area

7. Does it appear that the area is free of potentially adverse seismic interactions associated with housekeeping practices, storage of portable equipment, and temporary installations (e.g., scaffolding, lead shielding)? Yes

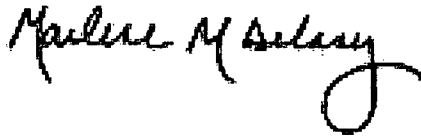
*At east wall there is equipment 9" from instruments but base is 7" from wall so it is not possible for the equipment to move into the instrument.*

*Storage box 12" away from equipment with chocked wheels and won't impact tank in accordance with Byron Seismic Housekeeping Procedure.*

8. Have you looked for and found no other seismic conditions that could adversely affect the safety functions of the equipment in the area? Yes

**Comments**

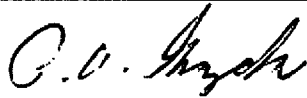
Seismic walkdown team M. Delaney & P. Gazda 8/10/12 am



Evaluated by:

Marlene Delaney

Date: 10/5/2012



Philip Gazda

10/5/2012

**Photos**

None.



Status: ☒ Y ☐ N ☐ U

### Area Walk-By Checklist (AWC)

Location (Bldg, Elev, Room/Area): Area Walk-by 49, Aux El 346 U2 open area

#### Instructions for Completing Checklist

This checklist may be used to document the results of the Area Walk-By near one or more SWEL items. The space below each of the following questions may be used to record the results of judgments and findings. Additional space is provided at the end of this checklist for documenting other comments.

1. Does anchorage of equipment in the area appear to be free of potentially adverse seismic conditions (if visible without necessarily opening cabinets)? Yes
  
2. Does anchorage of equipment in the area appear to be free of significant degraded conditions? Yes
  
3. Based on a visual inspection from the floor, do the cable/conduit raceways and HVAC ducting appear to be free of potentially adverse seismic conditions (e.g., condition of supports is adequate and fill conditions of cable trays appear to be inside acceptable limits)? Yes
  
4. Does it appear that the area is free of potentially adverse seismic spatial interactions with other equipment in the area (e.g., ceiling tiles and lighting)?  
*Masonry walls are seismic and would not collapse on equipment* Yes
  
5. Does it appear that the area is free of potentially adverse seismic interactions that could cause flooding or spray in the area? Yes
  
6. Does it appear that the area is free of potentially adverse seismic interactions that could cause a fire in the area? Yes

Status: ☒ Y ☐ N ☐ U

**Area Walk-By Checklist (AWC)**

Location (Bldg, Elev, Room/Area): Area Walk-by 49, Aux EI 346 U2 open area

7. Does it appear that the area is free of potentially adverse seismic interactions associated with housekeeping practices, storage of portable equipment, and temporary installations (e.g., scaffolding, lead shielding)? Yes

*Storage boxes in area are not near safety-related components  
(i.e. box is 54" from 2LI-CS022 on 2PL92J but instrument is non-safety related  
so not an issue)*

8. Have you looked for and found no other seismic conditions that could adversely affect the safety functions of the equipment in the area? Yes

*Instrument OFIT-GW001 has no nuts at connection but appears to be drilled  
and tapped. IR 1399436 written and issue is resolved.*

**Comments**

Seismic walkdown team 8/10/12 am

*Marlene M Delaney*

Evaluated by:

Marlene Delaney

Date: 10/5/2012

*P.O. Gazda*

Philip Gazda

10/5/2012

**Photos**

None.

Status: ☒ Y ☐ N ☐ U

### Area Walk-By Checklist (AWC)

Location (Bldg, Elev, Room/Area): Area Walk-by 50, Aux, EI 346 near 1AP93E

#### Instructions for Completing Checklist

This checklist may be used to document the results of the Area Walk-By near one or more SWEL items. The space below each of the following questions may be used to record the results of judgments and findings. Additional space is provided at the end of this checklist for documenting other comments.

1. Does anchorage of equipment in the area appear to be free of potentially adverse seismic conditions (if visible without necessarily opening cabinets)? Yes
2. Does anchorage of equipment in the area appear to be free of significant degraded conditions? Yes
3. Based on a visual inspection from the floor, do the cable/conduit raceways and HVAC ducting appear to be free of potentially adverse seismic conditions (e.g., condition of supports is adequate and fill conditions of cable trays appear to be inside acceptable limits)? Yes
4. Does it appear that the area is free of potentially adverse seismic spatial interactions with other equipment in the area (e.g., ceiling tiles and lighting)? Yes
5. Does it appear that the area is free of potentially adverse seismic interactions that could cause flooding or spray in the area? Yes
6. Does it appear that the area is free of potentially adverse seismic interactions that could cause a fire in the area? Yes

Status: ☒ Y ☐ N ☐ U

**Area Walk-By Checklist (AWC)**

Location (Bldg, Elev, Room/Area): Area Walk-by 50, Aux, EI 346 near 1AP93E

7. Does it appear that the area is free of potentially adverse seismic interactions associated with housekeeping practices, storage of portable equipment, and temporary installations (e.g., scaffolding, lead shielding)? Yes

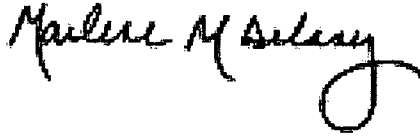
*Gas bottles restrained in accordance with Byron procedure MA-AA-716-026 Rev 10*

*Scaffolding adequately braced, connected floor and ceiling in accordance with Exelon Scaffolding Procedure*

8. Have you looked for and found no other seismic conditions that could adversely affect the safety functions of the equipment in the area? Yes

**Comments**

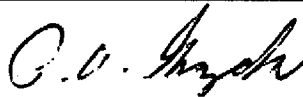
Seismic walkdown team M. Delaney & P. Gazda 8/10/12 am



Evaluated by:

Marlene Delaney

Date: 10/5/2012



Philip Gazda

10/5/2012

**Photos**

None.

Status: ☒ Y ☐ N ☐ U

### Area Walk-By Checklist (AWC)

Location (Bldg, Elev, Room/Area): Area Walk-by 51, Aux EI 330 2A SX Pump Room

#### Instructions for Completing Checklist

This checklist may be used to document the results of the Area Walk-By near one or more SWEL items. The space below each of the following questions may be used to record the results of judgments and findings. Additional space is provided at the end of this checklist for documenting other comments.

1. Does anchorage of equipment in the area appear to be free of potentially adverse seismic conditions (if visible without necessarily opening cabinets)? Yes
2. Does anchorage of equipment in the area appear to be free of significant degraded conditions? Yes
3. Based on a visual inspection from the floor, do the cable/conduit raceways and HVAC ducting appear to be free of potentially adverse seismic conditions (e.g., condition of supports is adequate and fill conditions of cable trays appear to be inside acceptable limits)? Yes
4. Does it appear that the area is free of potentially adverse seismic spatial interactions with other equipment in the area (e.g., ceiling tiles and lighting)? Yes
5. Does it appear that the area is free of potentially adverse seismic interactions that could cause flooding or spray in the area? Yes
6. Does it appear that the area is free of potentially adverse seismic interactions that could cause a fire in the area? Yes



Status: ☒ Y ☐ N ☐ U

**Area Walk-By Checklist (AWC)**

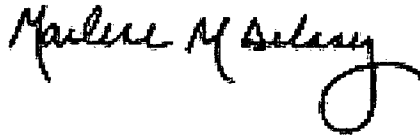
Location (Bldg, Elev, Room/Area): Area Walk-by 51, Aux EI 330 2A SX Pump Room

7. Does it appear that the area is free of potentially adverse seismic interactions associated with housekeeping practices, storage of portable equipment, and temporary installations (e.g., scaffolding, lead shielding)? Yes  
*Scaffolding parts stored away from safety-related components in a safe area in accordance with Byron Seismic Housekeeping Procedure*
8. Have you looked for and found no other seismic conditions that could adversely affect the safety functions of the equipment in the area? Yes

**Comments**

Seismic walkdown team M. Delaney & P. Gazda 8/10/12

Evaluated by:



Marlene Delaney

Date: 10/5/2012



Philip Gazda

10/5/2012

**Photos**

None.

Status: ☒ Y ☐ N ☐ U

**Area Walk-By Checklist (AWC)**

Location (Bldg, Elev, Room/Area): Area Walk-by 52, Aux EI 330, B SX Pump Room

**Instructions for Completing Checklist**

This checklist may be used to document the results of the Area Walk-By near one or more SWEL items. The space below each of the following questions may be used to record the results of judgments and findings. Additional space is provided at the end of this checklist for documenting other comments.

1. Does anchorage of equipment in the area appear to be free of potentially adverse seismic conditions (if visible without necessarily opening cabinets)? Yes
2. Does anchorage of equipment in the area appear to be free of significant degraded conditions? Yes
3. Based on a visual inspection from the floor, do the cable/conduit raceways and HVAC ducting appear to be free of potentially adverse seismic conditions (e.g., condition of supports is adequate and fill conditions of cable trays appear to be inside acceptable limits)? Yes
4. Does it appear that the area is free of potentially adverse seismic spatial interactions with other equipment in the area (e.g., ceiling tiles and lighting)? Yes
5. Does it appear that the area is free of potentially adverse seismic interactions that could cause flooding or spray in the area? Yes
6. Does it appear that the area is free of potentially adverse seismic interactions that could cause a fire in the area? Yes

Status: ☒ Y ☐ N ☐ U

**Area Walk-By Checklist (AWC)**

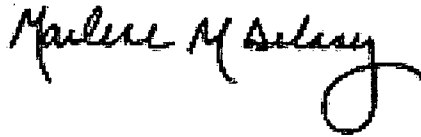
Location (Bldg, Elev, Room/Area): Area Walk-by 52, Aux El 330, B SX Pump Room

7. Does it appear that the area is free of potentially adverse seismic interactions associated with housekeeping practices, storage of portable equipment, and temporary installations (e.g., scaffolding, lead shielding)? Yes  
*Ladders stored on sides and not near equipment in accordance with Byron Seismic Housekeeping Procedure*
8. Have you looked for and found no other seismic conditions that could adversely affect the safety functions of the equipment in the area? Yes

**Comments**

Seismic walkdown team M. Delaney & P. Gazda 8/10/12 am

Evaluated by:



Marlene Delaney

Date: 10/5/2012



Philip Gazda

10/5/2012

**Photos**

None.

Status: ☒ Y ☐ N ☐ U

### Area Walk-By Checklist (AWC)

Location (Bldg, Elev, Room/Area): Area Walk-by 55, Aux EI 426 U2 near 2AP27E

#### Instructions for Completing Checklist

This checklist may be used to document the results of the Area Walk-By near one or more SWEL items. The space below each of the following questions may be used to record the results of judgments and findings. Additional space is provided at the end of this checklist for documenting other comments.

1. Does anchorage of equipment in the area appear to be free of potentially adverse seismic conditions (if visible without necessarily opening cabinets)? Yes
2. Does anchorage of equipment in the area appear to be free of significant degraded conditions? Yes
3. Based on a visual inspection from the floor, do the cable/conduit raceways and HVAC ducting appear to be free of potentially adverse seismic conditions (e.g., condition of supports is adequate and fill conditions of cable trays appear to be inside acceptable limits)? Yes
4. Does it appear that the area is free of potentially adverse seismic spatial interactions with other equipment in the area (e.g., ceiling tiles and lighting)? Yes  
*Masonry walls are seismic and would not collapse on equipment*
5. Does it appear that the area is free of potentially adverse seismic interactions that could cause flooding or spray in the area? Yes
6. Does it appear that the area is free of potentially adverse seismic interactions that could cause a fire in the area? Yes

Status: ☒ Y ☐ N ☐ U

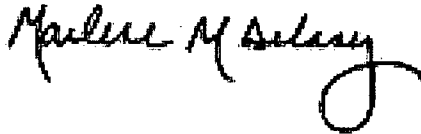
**Area Walk-By Checklist (AWC)**

Location (Bldg, Elev, Room/Area): Area Walk-by 55, Aux EI 426 U2 near 2AP27E

7. Does it appear that the area is free of potentially adverse seismic interactions associated with housekeeping practices, storage of portable equipment, and temporary installations (e.g., scaffolding, lead shielding)? Yes  
*Temporary power station has chocked wheels and is far enough away from components*  
*Extra handrails are tied off*  
*Ladder in ladder storage area*  
*Ops equipment is chained*  
*All in accordance with Byron Seismic Housekeeping Procedure*
8. Have you looked for and found no other seismic conditions that could adversely affect the safety functions of the equipment in the area? Yes

**Comments**

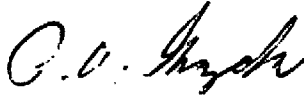
Seismic walkdown team M. Delaney & P. Gazda 8/20/12 am



Evaluated by:

Marlene Delaney

Date: 10/5/2012



Philip Gazda

10/5/2012

**Photos**

None.



Status: ☒ Y ☐ N ☐ U

### Area Walk-By Checklist (AWC)

Location (Bldg, Elev, Room/Area): Area Walk-by 56, Aux EI 414 Elec Pen Area near 2AP25E

#### Instructions for Completing Checklist

This checklist may be used to document the results of the Area Walk-By near one or more SWEL items. The space below each of the following questions may be used to record the results of judgments and findings. Additional space is provided at the end of this checklist for documenting other comments.

1. Does anchorage of equipment in the area appear to be free of potentially adverse seismic conditions (if visible without necessarily opening cabinets)? Yes
2. Does anchorage of equipment in the area appear to be free of significant degraded conditions? Yes
3. Based on a visual inspection from the floor, do the cable/conduit raceways and HVAC ducting appear to be free of potentially adverse seismic conditions (e.g., condition of supports is adequate and fill conditions of cable trays appear to be inside acceptable limits)? Yes
4. Does it appear that the area is free of potentially adverse seismic spatial interactions with other equipment in the area (e.g., ceiling tiles and lighting)? Yes
5. Does it appear that the area is free of potentially adverse seismic interactions that could cause flooding or spray in the area? Yes
6. Does it appear that the area is free of potentially adverse seismic interactions that could cause a fire in the area? Yes

Status: ☒ Y ☐ N ☐ U

**Area Walk-By Checklist (AWC)**

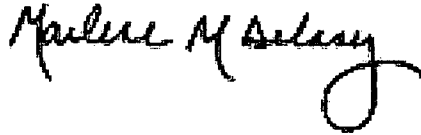
Location (Bldg, Elev, Room/Area): Area Walk-by 56, Aux EI 414 Elec Pen Area near 2AP25E

7. Does it appear that the area is free of potentially adverse seismic interactions associated with housekeeping practices, storage of portable equipment, and temporary installations (e.g., scaffolding, lead shielding)? Yes  
*Ladders are secured in accordance with Byron Seismic Housekeeping Procedure*
8. Have you looked for and found no other seismic conditions that could adversely affect the safety functions of the equipment in the area? Yes  
*Small hairline cracks in floor behind 2RY03ED - not a structural/seismic issue*

**Comments**

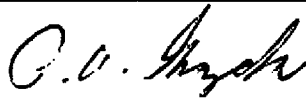
Seismic walkdown team M. Delaney & P. Gazda 8/20/12 am

Evaluated by:



Marlene Delaney

Date: 10/5/2012



Philip Gazda

10/5/2012

**Photos**

None.

Status: ☒ Y ☐ N ☐ U

**Area Walk-By Checklist (AWC)**

Location (Bldg, Elev, Room/Area): Area Walk-by 59, Aux EI 383 near 2AF01PA

**Instructions for Completing Checklist**

This checklist may be used to document the results of the Area Walk-By near one or more SWEL items. The space below each of the following questions may be used to record the results of judgments and findings. Additional space is provided at the end of this checklist for documenting other comments.

1. Does anchorage of equipment in the area appear to be free of potentially adverse seismic conditions (if visible without necessarily opening cabinets)? Yes
2. Does anchorage of equipment in the area appear to be free of significant degraded conditions? Yes
3. Based on a visual inspection from the floor, do the cable/conduit raceways and HVAC ducting appear to be free of potentially adverse seismic conditions (e.g., condition of supports is adequate and fill conditions of cable trays appear to be inside acceptable limits)? Yes
4. Does it appear that the area is free of potentially adverse seismic spatial interactions with other equipment in the area (e.g., ceiling tiles and lighting)? Yes
5. Does it appear that the area is free of potentially adverse seismic interactions that could cause flooding or spray in the area? Yes
6. Does it appear that the area is free of potentially adverse seismic interactions that could cause a fire in the area? Yes

Status: ☒ Y ☐ N ☐ U

**Area Walk-By Checklist (AWC)**

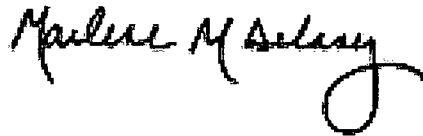
Location (Bldg, Elev, Room/Area): Area Walk-by 59, Aux EI 383 near 2AF01PA

- |    |  |     |
|----|--|-----|
| 7. | Does it appear that the area is free of potentially adverse seismic interactions associated with housekeeping practices, storage of portable equipment, and temporary installations (e.g., scaffolding, lead shielding)?<br><i>Scaffold stored in scaffold storage area</i><br><i>Construction equipment is secured</i><br><i>Extra handrails are tied off</i><br><i>Spare breaker moved 12" from bus</i><br><i>All in accordance with Byron Seismic Housekeeping Procedure</i><br><br><i>Permanent scaffold in area is well-constructed</i> | Yes |
| 8. | Have you looked for and found no other seismic conditions that could adversely affect the safety functions of the equipment in the area?   | Yes |

**Comments**

Seismic walkdown team M. Delaney & P. Gazda 8/20/12 pm

Evaluated by:



Marlene Delaney

Date: 10/5/2012



Philip Gazda

10/5/2012

**Photos**

None.

Status: ☒ Y ☐ N ☐ U

### Area Walk-By Checklist (AWC)

Location (Bldg, Elev, Room/Area): Area Walk-by 60, Aux EI 383, 2A Aux Feed Pump Room

#### Instructions for Completing Checklist

This checklist may be used to document the results of the Area Walk-By near one or more SWEL items. The space below each of the following questions may be used to record the results of judgments and findings. Additional space is provided at the end of this checklist for documenting other comments.

- |    |   |     |
|----|---|-----|
| 1. | Does anchorage of equipment in the area appear to be free of potentially adverse seismic conditions (if visible without necessarily opening cabinets)?  | Yes |
| 2. | Does anchorage of equipment in the area appear to be free of significant degraded conditions?   | Yes |
| 3. | Based on a visual inspection from the floor, do the cable/conduit raceways and HVAC ducting appear to be free of potentially adverse seismic conditions (e.g., condition of supports is adequate and fill conditions of cable trays appear to be inside acceptable limits)? | Yes |
| 4. | Does it appear that the area is free of potentially adverse seismic spatial interactions with other equipment in the area (e.g., ceiling tiles and lighting)?   | Yes |
| 5. | Does it appear that the area is free of potentially adverse seismic interactions that could cause flooding or spray in the area?<br><i>Masonry walls are seismic and would not collapse on equipment</i>  | Yes |
| 6. | Does it appear that the area is free of potentially adverse seismic interactions that could cause a fire in the area?<br><i>Fuel level indicator 2LI-AF8000 is well-supported</i>   | Yes |
| 7. | Does it appear that the area is free of potentially adverse seismic interactions associated with housekeeping practices, storage of portable equipment, and temporary installations (e.g., scaffolding, lead shielding)?  | Yes |



Status: ☒ Y ☐ N ☐ U

**Area Walk-By Checklist (AWC)**

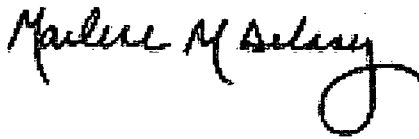
Location (Bldg, Elev, Room/Area): Area Walk-by 60, Aux EI 383, 2A Aux Feed Pump Room

8. Have you looked for and found no other seismic conditions that could adversely affect the safety functions of the equipment in the area?

Yes

**Comments**

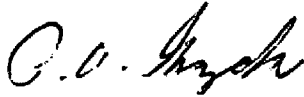
Seismic walkdown team M. Delaney & P. Gazda 8/20/12 pm



Evaluated by:

Marlene Delaney

Date: 10/5/2012



Philip Gazda

10/5/2012

**Photos**

None.

Status: ☒ Y ☐ N ☐ U

### Area Walk-By Checklist (AWC)

Location (Bldg, Elev, Room/Area): Area Walk-by 61, Aux El 364 U1 and U2 open area

#### Instructions for Completing Checklist

This checklist may be used to document the results of the Area Walk-By near one or more SWEL items. The space below each of the following questions may be used to record the results of judgments and findings. Additional space is provided at the end of this checklist for documenting other comments.

- |    |   |     |
|----|---|-----|
| 1. | Does anchorage of equipment in the area appear to be free of potentially adverse seismic conditions (if visible without necessarily opening cabinets)?  | Yes |
| 2. | Does anchorage of equipment in the area appear to be free of significant degraded conditions?   | Yes |
| 3. | Based on a visual inspection from the floor, do the cable/conduit raceways and HVAC ducting appear to be free of potentially adverse seismic conditions (e.g., condition of supports is adequate and fill conditions of cable trays appear to be inside acceptable limits)? | Yes |
| 4. | Does it appear that the area is free of potentially adverse seismic spatial interactions with other equipment in the area (e.g., ceiling tiles and lighting)?<br><i>Masonry walls are seismic and would not collapse on equipment</i>                                       | Yes |
| 5. | Does it appear that the area is free of potentially adverse seismic interactions that could cause flooding or spray in the area?<br><i>Fire protection piping is well-supported</i>   | Yes |
| 6. | Does it appear that the area is free of potentially adverse seismic interactions that could cause a fire in the area?   | Yes |

Status: ☒ Y ☐ N ☐ U

**Area Walk-By Checklist (AWC)**

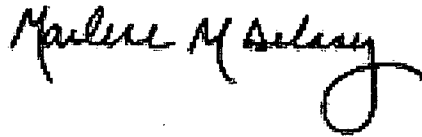
Location (Bldg, Elev, Room/Area): Area Walk-by 61, Aux EI 364 U1 and U2 open area

- |      |   |     |
|------|---|-----|
| 7.   | Does it appear that the area is free of potentially adverse seismic interactions associated with housekeeping practices, storage of portable equipment, and temporary installations (e.g., scaffolding, lead shielding)?<br><i>Construction equipment is staged away from components.<br/>Ladder chained.<br/>All in accordance with Byron Seismic Housekeeping Procedure</i> | Yes |
| <br> |   |     |
| 8.   | Have you looked for and found no other seismic conditions that could adversely affect the safety functions of the equipment in the area?  | Yes |

**Comments**

Seismic walkdown team 8/20/12 pm

Evaluated by:



Marlene Delaney

Date: 10/5/2012



Philip Gazda

10/5/2012

**Photos**

None.

Status: ☒ Y ☐ N ☐ U

### Area Walk-By Checklist (AWC)

Location (Bldg, Elev, Room/Area): Area Walk-by 63, Aux El 364 2CV01PA Room

#### Instructions for Completing Checklist

This checklist may be used to document the results of the Area Walk-By near one or more SWEL items. The space below each of the following questions may be used to record the results of judgments and findings. Additional space is provided at the end of this checklist for documenting other comments.

- |  |     |
|--|-----|
| 1. Does anchorage of equipment in the area appear to be free of potentially adverse seismic conditions (if visible without necessarily opening cabinets)?  | Yes |
| 2. Does anchorage of equipment in the area appear to be free of significant degraded conditions?   | Yes |
| 3. Based on a visual inspection from the floor, do the cable/conduit raceways and HVAC ducting appear to be free of potentially adverse seismic conditions (e.g., condition of supports is adequate and fill conditions of cable trays appear to be inside acceptable limits)? | Yes |
| 4. Does it appear that the area is free of potentially adverse seismic spatial interactions with other equipment in the area (e.g., ceiling tiles and lighting)?   | Yes |
| 5. Does it appear that the area is free of potentially adverse seismic interactions that could cause flooding or spray in the area?  | Yes |
| 6. Does it appear that the area is free of potentially adverse seismic interactions that could cause a fire in the area?   | Yes |
| 7. Does it appear that the area is free of potentially adverse seismic interactions associated with housekeeping practices, storage of portable equipment, and temporary installations (e.g., scaffolding, lead shielding)?  | Yes |

Status: ☒ Y ☐ N ☐ U

**Area Walk-By Checklist (AWC)**

Location (Bldg, Elev, Room/Area): Area Walk-by 63, Aux EI 364 2CV01PA Room

8. Have you looked for and found no other seismic conditions that could adversely affect the safety functions of the equipment in the area?

Yes

**Comments**

Seismic walkdown team M. Delaney & P. Gazda 8/20/12 pm

No issues in area

*Marlene M Delaney*

Evaluated by:

Marlene Delaney

Date: 10/5/2012

*P. P. Gazda*

Philip Gazda

10/5/2012

**Photos**

None.



Status: ☒ Y ☐ N ☐ U

### Area Walk-By Checklist (AWC)

Location (Bldg, Elev, Room/Area): Area Walk-by 64a, Aux EI 383 MCR Chillers

#### Instructions for Completing Checklist

This checklist may be used to document the results of the Area Walk-By near one or more SWEL items. The space below each of the following questions may be used to record the results of judgments and findings. Additional space is provided at the end of this checklist for documenting other comments.

- |  |     |
|--|-----|
| 1. Does anchorage of equipment in the area appear to be free of potentially adverse seismic conditions (if visible without necessarily opening cabinets)?  | Yes |
| 2. Does anchorage of equipment in the area appear to be free of significant degraded conditions?   | Yes |
| 3. Based on a visual inspection from the floor, do the cable/conduit raceways and HVAC ducting appear to be free of potentially adverse seismic conditions (e.g., condition of supports is adequate and fill conditions of cable trays appear to be inside acceptable limits)? | Yes |
| 4. Does it appear that the area is free of potentially adverse seismic spatial interactions with other equipment in the area (e.g., ceiling tiles and lighting)?<br><i>Masonry walls are seismic and would not collapse on equipment</i>                                       | Yes |
| 5. Does it appear that the area is free of potentially adverse seismic interactions that could cause flooding or spray in the area?  | Yes |
| 6. Does it appear that the area is free of potentially adverse seismic interactions that could cause a fire in the area?   | Yes |
| 7. Does it appear that the area is free of potentially adverse seismic interactions associated with housekeeping practices, storage of portable equipment, and temporary installations (e.g., scaffolding, lead shielding)?  | Yes |

Status: ☒ Y ☐ N ☐ U

**Area Walk-By Checklist (AWC)**

Location (Bldg, Elev, Room/Area): Area Walk-by 64a, Aux EI 383 MCR Chillers

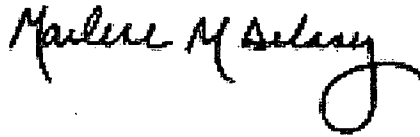
8. Have you looked for and found no other seismic conditions that could adversely affect the safety functions of the equipment in the area?

Yes

**Comments**

Seismic Walkdown Team M. Delaney & P. Gazda 8/20/12 pm

Evaluated by:



Marlene Delaney

Date: 10/5/2012



Philip Gazda

10/5/2012

**Photos**

None.

Status: ☒ Y ☐ N ☐ U

**Area Walk-By Checklist (AWC)**

Location (Bldg, Elev, Room/Area): Area Walk-by 65, Aux El varies, Area 7 curved wall

**Instructions for Completing Checklist**

This checklist may be used to document the results of the Area Walk-By near one or more SWEL items. The space below each of the following questions may be used to record the results of judgments and findings. Additional space is provided at the end of this checklist for documenting other comments.

- |  |     |
|--|-----|
| 1. Does anchorage of equipment in the area appear to be free of potentially adverse seismic conditions (if visible without necessarily opening cabinets)?  | Yes |
| 2. Does anchorage of equipment in the area appear to be free of significant degraded conditions?   | Yes |
| 3. Based on a visual inspection from the floor, do the cable/conduit raceways and HVAC ducting appear to be free of potentially adverse seismic conditions (e.g., condition of supports is adequate and fill conditions of cable trays appear to be inside acceptable limits)? | Yes |
| 4. Does it appear that the area is free of potentially adverse seismic spatial interactions with other equipment in the area (e.g., ceiling tiles and lighting)?   | Yes |
| 5. Does it appear that the area is free of potentially adverse seismic interactions that could cause flooding or spray in the area?  | Yes |
| 6. Does it appear that the area is free of potentially adverse seismic interactions that could cause a fire in the area?   | Yes |
| 7. Does it appear that the area is free of potentially adverse seismic interactions associated with housekeeping practices, storage of portable equipment, and temporary installations (e.g., scaffolding, lead shielding)?  | Yes |

Status: ☒ Y ☐ N ☐ U

**Area Walk-By Checklist (AWC)**

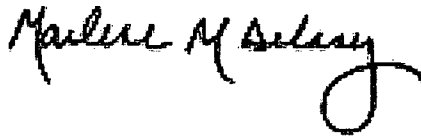
Location (Bldg, Elev, Room/Area): Area Walk-by 65, Aux El varies, Area 7 curved wall

8. Have you looked for and found no other seismic conditions that could adversely affect the safety functions of the equipment in the area?

Yes

**Comments**

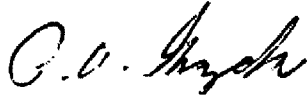
Seismic Walkdown Team M. Delaney & P. Gazda 8/21/12 am



Evaluated by:

Marlene Delaney

Date: 10/5/2012



Philip Gazda

10/5/2012

**Photos**

None.

Status: ☒ Y ☐ N ☐ U

### Area Walk-By Checklist (AWC)

Location (Bldg, Elev, Room/Area): Area Walk-by 67, Aux EI 346 2A RH Pump Room

#### Instructions for Completing Checklist

This checklist may be used to document the results of the Area Walk-By near one or more SWEL items. The space below each of the following questions may be used to record the results of judgments and findings. Additional space is provided at the end of this checklist for documenting other comments.

1. Does anchorage of equipment in the area appear to be free of potentially adverse seismic conditions (if visible without necessarily opening cabinets)? Yes
2. Does anchorage of equipment in the area appear to be free of significant degraded conditions? Yes
3. Based on a visual inspection from the floor, do the cable/conduit raceways and HVAC ducting appear to be free of potentially adverse seismic conditions (e.g., condition of supports is adequate and fill conditions of cable trays appear to be inside acceptable limits)? Yes
4. Does it appear that the area is free of potentially adverse seismic spatial interactions with other equipment in the area (e.g., ceiling tiles and lighting)? Yes
5. Does it appear that the area is free of potentially adverse seismic interactions that could cause flooding or spray in the area? Yes
6. Does it appear that the area is free of potentially adverse seismic interactions that could cause a fire in the area? Yes
7. Does it appear that the area is free of potentially adverse seismic interactions associated with housekeeping practices, storage of portable equipment, and temporary installations (e.g., scaffolding, lead shielding)? Yes

Status: ☒ Y ☐ N ☐ U

**Area Walk-By Checklist (AWC)**

Location (Bldg, Elev, Room/Area): Area Walk-by 67, Aux El 346 2A RH Pump Room

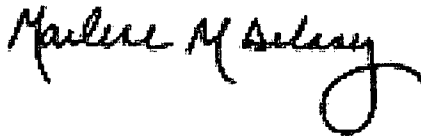
8. Have you looked for and found no other seismic conditions that could adversely affect the safety functions of the equipment in the area?

Yes

*Ground water degradation on wall at pump - not a structural/seismic issue since it is not an active leak*

**Comments**

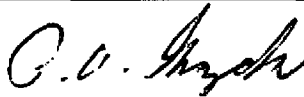
Seismic walkdown team M. Delaney & P. Gazda 8/21/12 pm



Evaluated by:

Marlene Delaney

Date: 10/5/2012



Philip Gazda

10/5/2012

**Photos**

None.



## **E** Plan for Future Seismic Walkdown of Inaccessible Equipment

---

Seventeen (17) items could not be walked down during the 180-day period following the issuance of the 10CFR50.54(f) letter due to their being inaccessible. The items will be walked down during a unit outage or time when the equipment is accessible, as appropriate. Table E-1 summarizes the reasons each item is inaccessible during normal plant operation and notes the Byron Station Issue Report IR that has been written to track completion of the Seismic Walkdowns (and Area Walk-bys) for these items. It is noted that SSCs identified on Table E-1 require a complete inspection including, as applicable, internal inspections of electrical cabinets for other adverse seismic conditions, as required.

Certain cabinets require supplemental internal inspection for other adverse seismic conditions as summarized in Table E-2. Supplemental internal inspections of these cabinets are required due to clarifications provided by the NRC after the online seismic walkdowns were completed. These Supplemental inspections will be completed during a unit outage or another time when the equipment is accessible, as appropriate. It is noted, that SSCs identified on Table E-1 do not appear on Table E-2.

**Table E-1. Summary of Inaccessible Equipment**

Component ID	Description	Reason for Inaccessibility	Action Request ID (IR)	Resolution/Status	Milestone Completion
2AP10E	EQ 480V ESF SUBSTATION BUS 231X ASMBLY	Equipment energized	1425197		B2R17 Spring 2013
2AP05E	ASSY - 4160V ESF SWGR 241	Equipment energized	1425197		B2R17 Spring 2013
2RY455A	PZR PORV (C/S AT 2PM05J) ASMBLY	Located in containment	1425387		B2R17 Spring 2013
2RD05E	REACTOR TRIP SWITCHGEAR	Equipment energized	1425381		B2R17 Spring 2013
2RY32MA	PRESSURIZER PORV ACCUM 2A	Located in containment	1425387		B2R17 Spring 2013
2RY32MB	PRESSURIZER PORV ACCUM 2B	Located in containment	1425387		B2R17 Spring 2013
2LT-0517	S/G LOOP 2A LEVEL D/P XMTTR W/FILLED LEG	Located in containment	1425387		B2R17 Spring 2013
2TE-RC022A	RC WIDE RANGE LP 2A TEMP	Located in containment	1425387		B2R17 Spring 2013
2TE-RC023A	RC WIDE RANGE LP 2B TEMP	Located in containment	1425387		B2R17 Spring 2013
2RH8702A	RC LOOP 2C TO RH PMP 2B SUCT ISOL VLV ASMBLY	Located in containment	1425387		B2R17 Spring 2013
2VP01AA	CNMT ESS'L SERVICE WATER COIL 2A (RCFC)	Located in containment	1425387		B2R17 Spring 2013
2LT-0459	PRZR LEVEL D/P TRANSMITTER	Located in containment	1425387		B2R17 Spring 2013
2LT-0527	S/G LOOP 2B LEVEL D/P TRANSMITTER W/FILLED LEG	Located in containment	1425387		B2R17 Spring 2013
2PT-0455	U2 PRESSURIZER PRESS CHANNEL 455	Located in containment	1425387		B2R17 Spring 2013
2PT-0457	PRZR PRESSURE TRANSMITTER	Located in containment	1425387		B2R17 Spring 2013
2FC009	REFUELING WTR PURIF PMP SUCT FROM U-2 REFUEL CAV CNMT ISOL	Located in containment	1425387		B2R17 Spring 2013
2FC012	SPENT FUEL PIT FLT DEMIN LOOP RTRN TO U-2 REFUEL CAV CNMT ISOL	Located in containment	1425387		B2R17 Spring 2013

**Table E-2.** Deferred Internal Cabinet Inspection

COMPONENT ID	DESCRIPTION	EQUIPMENT CLASS	ACCESSIBLE (Y/N)	IF NOT ACCESSIBLE, WHY?	MILESTONE COMPLETION	TRACKING NUMBER (IR No.)	STATUS / INSPECTION RESULTS
2AP25E	ASSY - 480V AUX BLDG ESF MCC 231X2	(01) Motor Control Centers	YES		Spring 2013	1425394	
2AP27E	ASSY - 480V AUX BLDG ESF MCC 232X2	(01) Motor Control Centers	YES		Spring 2013	1425394	
2AP38E	ASSY - 480V AUX BLDG MCC 233X1	(01) Motor Control Centers	YES		Spring 2013	1425394	
2AP92E	ASSY - 480V SXCT MCC 232Z1, SOUTH ELEC RM	(01) Motor Control Centers	YES		Spring 2013	1425394	
2AP93E	ASSY - MCC 231Z1 ESW COOLING TOWER	(01) Motor Control Centers	YES		Spring 2013	1425394	
2AP98E	480V ESF SXCT UNIT SUBSTA 232Z, SOUTH ELEC RM	(01) Motor Control Centers	YES		Spring 2013	1425394	
2AP11E	480V ESF UNIT SUBSTA 231X XFMR	(04) Transformers	YES		B2R17 Refueling Outage Bus 241 Outage	1425197	
2AP13E	EQ UNIT SUBSTATION 232X TRAN 480V ESF	(04) Transformers	NO	See Note 1 below.		N/A	
2IP02E	INSTRUMENT BUS 212 TRANSFORMER DIV. 22	(04) Transformers	NO	See Note 1 below.		N/A	
2DC06EA	125V DC ESF DIST PNL 212	(14) Distribution Panels	YES	CANNOT REMOVE SUB PANELS WOULD NEED DC OUTAGE	Spring 2013	1425395	

COMPONENT ID	DESCRIPTION	EQUIPMENT CLASS	ACCESSIBLE (Y/N)	IF NOT ACCESSIBLE, WHY?	MILESTONE COMPLETION	TRACKING NUMBER (IR No.)	STATUS / INSPECTION RESULTS
2DC10J	125V DC FUSE PANEL - DIV. 21	(14) Distribution Panels	YES	Rear Panel is not removable	Spring 2013	1425395	
2DC03E	BATTERY CHARGER 211 DIV. 21	(16) Battery Chargers and Inverters	YES	From Front only rear panel bolted on, requires extensive disassembly.	Spring 2013	1425395	
2DC04E	BATTERY CHARGER 212 DIV. 22	(16) Battery Chargers and Inverters	YES	From Front only rear panel bolted on, requires extensive disassembly.	Spring 2013	1425395	
2IP05E	INSTRUMENT BUS 211 INVERTER - DIV. 21	(16) Battery Chargers and Inverters	YES	From Front only rear panel bolted on, requires extensive disassembly.	Spring 2013	1425395	
2IP06E	INSTRUMENT BUS 212 INVERTER - DIV. 22	(16) Battery Chargers and Inverters	YES	From Front only rear panel bolted on, requires extensive disassembly.	Spring 2013	1425395	
0SX02JA	0A SX M/U PP 0A Control Cabinet	(20) Instrumentation and Control Panels and Cabinets	YES		Spring 2013	1425395	
0VC01JB	CONTROL ROOM HVAC SYST LOCAL CONT PANEL ASMBLY	(20) Instrumentation and Control Panels and Cabinets	YES		Spring 2013	1425395	
2PA01J	CAB PROC I+C RACK PROT CH 1 0-3373B AB2	(20) Instrumentation and Control Panels and Cabinets	YES		Spring 2013	1425395	

Table E-2 Page 2 of 6

COMPONENT ID	DESCRIPTION	EQUIPMENT CLASS	ACCESSIBLE (Y/N)	IF NOT ACCESSIBLE, WHY?	MILESTONE COMPLETION	TRACKING NUMBER (IR No.)	STATUS / INSPECTION RESULTS
2PA02J	CAB PROC I+C RACK PROT CH 2 0- 3373B AB2	(20) Instrumentation and Control Panels and Cabinets	YES		Spring 2013	1425395	
2PA03J	CAB PROC I+C RACK PROT CH 3 0- 3373B AB2	(20) Instrumentation and Control Panels and Cabinets	YES		Spring 2013	1425395	
2PA04J	CAB PROC I+C RACK PROT CH 4 0- 3373B AB2	(20) Instrumentation and Control Panels and Cabinets	YES		Spring 2013	1425395	
2PA06J	CAB PROC I+C RACK CONT GRP 2 0- 3373B AB2	(20) Instrumentation and Control Panels and Cabinets	YES		Spring 2013	1425395	
2PA07J	CAB PROC I+C RACK CONT GRP 3 0- 3373B AB2	(20) Instrumentation and Control Panels and Cabinets	YES		Spring 2013	1425395	
2PA08J	CAB PROC I+C RACK CONT GRP 4 0- 3373B AB2	(20) Instrumentation and Control Panels and Cabinets	YES		Spring 2013	1425395	
2PA09J	CAB PROT SYST SOL ST RX/ESF TRN A 0-3373B AB2	(20) Instrumentation and Control Panels and Cabinets	YES		Spring 2013	1425395	

Table E-2 Page 3 of 6

COMPONENT ID	DESCRIPTION	EQUIPMENT CLASS	ACCESSIBLE (Y/N)	IF NOT ACCESSIBLE, WHY?	MILESTONE COMPLETION	TRACKING NUMBER (IR No.)	STATUS / INSPECTION RESULTS
2PA10J	CAB PROT SYST SOL ST RX/ESF TRN B 0-3373B AB2	(20) Instrumentation and Control Panels and Cabinets	YES		Spring 2013	1425395	
2PA11J	CAB TEST SAFEGUARD TRN A 0-3373B AB3	(20) Instrumentation and Control Panels and Cabinets	YES		Spring 2013	1425395	
2PA12J	CAB TEST SAFEGUARD TRN B 0-3373B AB2	(20) Instrumentation and Control Panels and Cabinets	YES		Spring 2013	1425395	
2PA13J	CAB ESF SEQ/ACT TRN A 0-3373B AB2	(20) Instrumentation and Control Panels and Cabinets	YES		Spring 2013	1425395	
2PA14J	CAB ESF SEQ/ACT TRN B 0-3373B AB2	(20) Instrumentation and Control Panels and Cabinets	YES		Spring 2013	1425395	
2PA27J	CAB RELAY AUX SAFEGUARD TRN A 0-3373B AB2	(20) Instrumentation and Control Panels and Cabinets	YES		Spring 2013	1425395	
2PA28J	CAB RELAY AUX SAFEGUARD TRN B 0-3373B AB2	(20) Instrumentation and Control Panels and Cabinets	YES		Spring 2013	1425395	

Table E-2 Page 4 of 6



COMPONENT ID	DESCRIPTION	EQUIPMENT CLASS	ACCESSIBLE (Y/N)	IF NOT ACCESSIBLE, WHY?	MILESTONE COMPLETION	TRACKING NUMBER (IR No.)	STATUS / INSPECTION RESULTS
2PA33J	CAB CONT SYSTEM ESF 21 0-3373B AB2	(20) Instrumentation and Control Panels and Cabinets	YES		Spring 2013	1425395	
2PA34J	CAB CONT SYSTEM ESF 22 0-3373B AB2	(20) Instrumentation and Control Panels and Cabinets	YES		Spring 2013	1425395	
2PA51J	CAB HJTC RX VESSEL LEVEL CH A 0-3373B AB2	(20) Instrumentation and Control Panels and Cabinets	YES		Spring 2013	1425395	
2PA52J	CAB HJTC RX VESSEL LEVEL CH B 0-3373B AB2	(20) Instrumentation and Control Panels and Cabinets	YES		Spring 2013	1425395	
2PL07J	1A DG 1DG01KA CONTROL PANEL	(20) Instrumentation and Control Panels and Cabinets	YES		Spring 2013	1425395	
2PL08J	1B DG 1DG01KB CONTROL PANEL	(20) Instrumentation and Control Panels and Cabinets	YES		Spring 2013	1425395	
2PM05J	MAIN CONTROL BOARD	(20) Instrumentation and Control Panels and Cabinets	YES	N/A	8/6/2012	N/A	NO OTHER ADVERSE SEISMIC CONDITIONS

Table E-2 Page 5 of 6

COMPONENT ID	DESCRIPTION	EQUIPMENT CLASS	ACCESSIBLE (Y/N)	IF NOT ACCESSIBLE, WHY?	MILESTONE COMPLETION	TRACKING NUMBER (IR No.)	STATUS / INSPECTION RESULTS
2PM06J	MAIN CONTROL BOARD	(20) Instrumentation and Control Panels and Cabinets	YES	N/A	8/6/2012	N/A	NO OTHER ADVERSE SEISMIC CONDITIONS
2PM07J	MAIN CONTROL BOARD	(20) Instrumentation and Control Panels and Cabinets	YES	N/A	8/6/2012	N/A	NO OTHER ADVERSE SEISMIC CONDITIONS
2PM11J	MAIN CONTROL BOARD	(20) Instrumentation and Control Panels and Cabinets	YES	N/A	8/6/2012	N/A	NO OTHER ADVERSE SEISMIC CONDITIONS

Note 1 - Unit Sub-Station Transformer panel anchorages are external welds, and Instrument Power CVTs are externally bolted to the floor. As such only an external inspection was performed during the Seismic Walk Down. For each component type internal inspection requires removal of bolted covers. The transformers do not have hinged doors or panel covers with handles, latches or thumb screws that provide access to view the internal assembly. Extensive disassembly is required to perform an internal inspection. After reviewing the FAQ 4.20 Rev. 2 dated September 25, 2012 on this question Byron will not perform internal inspection of Unit Sub-Station Transformers or Instrument Power CVTs.

# **F**

## **Peer Review Report**

---

This appendix includes the Peer Review Team's report, including the signed Peer Review Checklist for SWEL from Appendix F of the EPRI guidance document. (Ref. 1)

**Peer Review Report**  
**For**  
**Near Term Task Force (NTTF) Recommendation 2.3**  
**Seismic Walkdown Inspection**  
**of**  
**Byron Nuclear Station Unit 2**

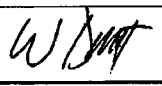
**October 15, 2012**

**Prepared by Peer Reviewers**

**Walter Djordjevic (Team Leader)**

**Todd A. Bacon**

**Tribhawan K. Ram**

Walter Djordjevic 	10/15/2012
Peer Review Team Leader Certification Signature	Date

# 1 Introduction

This report documents the independent peer review for the Near Term Task Force (NTTF) Recommendation 2.3 Seismic Walkdowns performed by Stevenson & Associates (S&A) for Unit 2 of Byron Nuclear Station (Byron). The peer review addresses the following activities:

- Review of the selection of the structures, systems, and components, (SSCs) that are included in the Seismic Walkdown Equipment List (SWEL)
- Observation of seismic walkdown on August 6, 2012 by Peer Review Team Leader, Mr. Walter Djordjevic
- Review of a sample of the checklists prepared for the Seismic Walkdowns & Walk-Bys
- Review of any licensing basis evaluations
- Review of the decisions for entering the potentially adverse conditions in to the plant's Corrective Action Plan (CAP)
- Review of the final submittal report

The peer reviewers for Byron, Unit 2, are Messrs. Walter Djordjevic, Todd A. Bacon, and Tribhawan K. Ram, all of S&A. Mr. Djordjevic is designated the Peer Review Team Leader and has participated in all aspects of the peer review. None of the aforementioned engineers is involved in the seismic walkdown inspection process so that they can maintain their independence from the project. Mr. Djordjevic is an advanced degree structural engineer, has over thirty years of nuclear seismic experience and has received Seismic Capability Engineer (EPRI SQUG training), EPRI IPEEE Add-on, Seismic Fragility and Seismic Walkdown Engineer (SWE) training. Mr. Bacon is a civil-structural engineer with 25 years of nuclear engineering experience and received the Seismic Walkdown Engineer (SWE) training. Mr. Ram is an advanced degree nuclear engineer with over 25 years of nuclear power plant experience. Mr. Djordjevic led the seismic peer review activities and Mr. Ram led the SWEL selection peer review. Mr. Djordjevic, as Peer Review Team Leader, has participated in all phases of the peer review process for Byron, Unit 2.

The SWEL development was performed by Mr. Kim L. Hull of S&A. No findings were cited. The SWEL peer review process and observations by the peer reviewers are found in Section 2. The completed SWEL Peer Review Checklist is found in Attachment 2.

The peer review of the seismic walkdown inspection started on August 6, 2012 with a peer review of the actual walkdowns for both Units 1 and 2. Mr. Djordjevic joined the walkdown team for a portion of the day's planned walkdowns to observe the conduct of walkdowns and adherence to the Seismic Walkdown Guidance (SWG)<sup>1</sup>. The SWE walkdown inspection team engineers were Mr. Philip A. Gazda and Ms. Marlene M. Delaney for both units. An interview was conducted by Messrs. W. Djordjevic and T. Bacon with the SWE inspection team on September 7, 2012 after review of a sample of the Unit 2 Seismic Walkdown Checklists (SWC)

---

<sup>1</sup> Seismic Walkdown Guidance For Resolution of Fukushima Near-Term Task Force Recommendation 2.3: Seismic, EPRI Report 1025286, June 2012.

and Area Walk-By Checklists (AWCs) to ascertain the quality and procedural compliance with the SWG. The discussion of the sample SWCs and AWCs is provided in Section 3.

No issues were identified which challenged the current licensing basis.



## 2 Peer Review - Selection of SSCs

### 2.1 Purpose

The purpose of this section is to describe the process that was used to perform the peer review of the selected structures, systems, and components, (SSCs) that were included in the Seismic Walkdown Equipment List (SWEL).

This section documents the Peer Review – Selection of SSCs performed for Byron Unit 2

### 2.2 Peer Review Activity – Selection of SSCs

The guidance in EPRI Technical Report 1025286, *Seismic Walkdown Guidance for Resolution of Fukushima Near-Term Task Force Recommendation 2.3: Seismic*, dated June 2012 {SWG}, Section 3: Selection of SSCs was used as the basis for this review.

This peer review was based on reviews of the following documents:

- 1) UFSAR chapters 3, 5, 6, 7, 8, and 9
- 2) Success Path Equipment List (SPEL)
- 3) P&ID M-63 for Spent Fuel Pool Cooling System

This peer review was based on interviews with the following individual(s) who was (were) directly responsible for development of the SWEL:

Mr. Kim L. Hull, Senior Mechanical Engineer

This peer review utilized the checklist shown in the SWG, Appendix F: Checklist for Peer Review of SSC Selection.

For SWEL 1 development, the following actions were completed in the peer review process:

- Verification that the SSCs selected represented a diverse sample of the equipment required to perform the following five safety functions:
  - Reactor Reactivity Control (RRC)
  - Reactor Coolant Pressure Control (RCPC)
  - Reactor Coolant Inventory Control (RCIC)
  - Decay Heat Removal (DHR)
  - Containment Function (CF)

This peer review determined that the SSCs selected for the seismic walkdowns represent a diverse sample of equipment required to perform the five safety functions. This conclusion was based on a review of UFSAR chapters 3, 5, 6, 7, 8, and 9 which

determined that all five safety functions (RRC, RCPC, RCIC, DHR, and CF) are adequately represented.

- Verification that the SSCs selected include an appropriate representation of items having the following sample selection attributes:
  - Various types of systems
  - Major new and replacement equipment
  - Various types of equipment
  - Various environments
  - Equipment enhanced based on the findings of the IPEEE
  - Risk insight consideration

This peer review determined that the SSCs selected for the seismic walkdowns include a sample of items that represent each attribute/consideration identified above. The justification for this conclusion is: a) Based on a review of UFSAR chapters referenced above and the SPEL list, it was determined that appropriate variety of equipment and systems are represented (e.g., EDG, Component Cooling, Aux Feed, Charging, Essential Service WTR, RHR, Batteries, Battery Chargers, Low and Med Vol Switchgear and MCCs); b) The "New or Replace" equipment are indicated as such; c) A variety of location environments are included: e.g., MCCs (Auxiliary @ EL: 346, and ESWCT @ EL: 874), Pumps (Auxiliary @ EL: 330, 346, 364, and 383), Tanks and Heat Exchangers (Auxiliary and Containment), Air Handlers (Auxiliary and Containment) and Valves (Auxiliary and Containment); d) The IPEEE Enhancement related equipment is indicated as such; and e) The risk quantification has been included in the "Comments" column.

Note: Because of accessibility reasons, some equipment has appropriately been deferred to component or refueling outage.

For SWEL 2 development, the following actions were completed in the peer review process:

- Verification that SFP related items were considered and appropriately added to SWEL 2.

This peer review determined that spent fuel pool cooling system Seismic CAT 1 items were given appropriate consideration and included on the list. This determination is based on a review of the licensing and design basis documents including FSAR chapters 3 and 9 and SFP Cooling System P&ID M-63.

- Verification that appropriate justification was documented for spent fuel pool related items that were not added to the SWEL 2.

This peer review determined that an appropriate level of justification was documented for those items related to the spent fuel pool that were not added to SWEL 2. The justification for not including any Seismic Category I Structure has appropriately been documented in the interim report. There are no rapid drain down related components in SWEL2. Appropriate justification for this item is included in the interim report as well.

### **2.3 Peer Review Findings – Selection of SSCs**

This peer review found that the process for selecting SSCs that were added to the SWEL was consistent with the process outlined in the SWG Section 3: Selection of SSCs.

The peer review checklist is attached to this document.

This peer review resulted in no additional findings.

#### **2.4 Resolution of Peer Review Comments – Selection of SSCs**

All comments requiring resolution were incorporated prior to completion of this peer review.

#### **2.5 Conclusion of Peer Review – Selection of SSCs**

This peer review concludes that the process for selecting SSCs to be included on the seismic walkdown equipment list appropriately followed the process outlined in the SWG, Section 3: Selection of SSCs. It is further concluded that the SWEL sufficiently represents a broad population of plant Seismic Category 1 equipment and systems to meet the objectives of the NRC 50.54(f) Letter.

### 3 Review of Sample Checklists & Area Walk-bys

A peer review of the SWCs and AWCs was performed on September 7, 2012 after which an interview was conducted by Messrs. Djordjevic and Bacon with the SWE inspection team in accordance with the SWG requirements. The SWE trained walkdown engineers were Mr. Philip A. Gazda and Ms. Marlene M. Delaney, both of whom are SQUG trained seismic capability engineers (EPRI 5-day training course) and Seismic Walkdown Engineer (SWE) trained.

Table 3-1 lists the SWCs and AWCs samples which represent 15% of the SWC and 21% of the AWC. The sample includes the equipment inspected during the peer review and other equipment items from other classes to introduce diversity to the sampling procedure.

*Table 3-1: Table of SWC and AWC Samples from Seismic Walkdown Inspection for Unit 2*

Equipment Identification	Equipment (GIP) Class	Walkdown Item	SWE Noted Observations
2PA07J	20	I&C Rack 0-3373B AB2	Cove molding covers external anchorage
2FC01A	21	Spent Fuel Pit Heat Exchanger	No concerns
2AP25E	1	480V Aux Bldg ESF MCC 231X2	no concerns
2SX01PA	5	Pump 2A ESW Assembly	no concerns
2PM05J	20	Main Control Board	Interior panels do not allow for visual verification. Ceiling tiles adjudged acceptable
2PM06J	20	Main Control Board	Interior panels do not allow for visual verification. Ceiling tiles adjudged acceptable
2PM07J	20	Main Control Board	Interior panels do not allow for visual verification. Ceiling tiles adjudged acceptable
2PM11J	20	Main Control Board	Interior panels do not allow for visual verification. Ceiling tiles adjudged acceptable
2DC05E	15	DC Distribution Panel	Panels not bolted together – not an issue.
2VE04C	9	Div I MEER Exhaust Fan	No concerns
2DC10J	14	125V DC Fuse Panel – Div 21	No concerns

Equipment Identification	Equipment (GIP) Class	Walkdown Item	SWE Noted Observations
2DC03E	16	Battery Charger 211 Div 21	Not bolted to 2DC05E but there are no relays, so acceptable
2FT-AF012	18	AF to SG 2A Flow Transmitter	No concerns
0WW019A	7	Deep Well Valve to 0A SXCT LCV	No concerns
0SX007	8	0 CC Heat Exchanger Outlet Valve	No concerns - handwheel proximity potential interaction deemed acceptable
2PA03J	20	I&C Rack 0-3373B AB2	Cove molding covers external anchorage
2PA13J	20	ESF SEQ/ACT Train A 0-3373B AB2 Cabinet	Cove molding covers external anchorage
2SX005	8	CC Heat Exchanger Inlet Valve	No concerns
2SX004	8	CC Heat Exchanger 2 Inlet Valve	No concerns
Area Walkdown Description	Observations		
Control Room	Ceiling diffusers adjudged acceptable based on existing calculation assessment		
MEER Room	Roof drain and vertical uncovered cable tray identified and neither deemed a seismic interaction or collapse concern		
Battery Room 212	No concerns		
MEER Room Div. 2	IR issued for overhead louvers in disrepair (not a seismic issue)		
2A RH Pump Room	No concerns		
A SX Pump Room	Scaffold parts stored in safe area so not a seismic hazard		
Outside HX & Spent Fuel Pump Room	No concerns		
MSIV 2A/2D EI 377 ft	No concerns		

There were no findings that remotely challenged the licensing basis. The plant was found to have just a few minor housekeeping (and not particularly seismic housekeeping) and maintenance (concerning loose screws and fasteners) issues. Tables 5-2 and 5-3 of the Seismic Walkdown Report (final submittal report) provide the lists of the issues encountered for the equipment seismic walkdowns and area walk-bys.

The scaffolding and seismic housekeeping procedures were reviewed by the SWEs in order to gain a full understanding of the plant practices in regard to those procedures. There were no seismic concerns noted in Unit 2 with regard to scaffold erection or seismic housekeeping. The very few instances of loose screws and fasteners are seen as simple general maintenance issues and were of no concern from the seismic performance viewpoint. There were instances of partially open s-hooks on light fixtures but those instances were isolated and not "clustered" around a single fixture. As such, they were not adjudged as immediate seismic interaction hazards to the equipment in their general proximity. The instances where they were found were documented and action requests (IR) were written (see Table 5-2 and 5-3 in submittal report). In addition, a general action request was written (IR# 1399405) to inspect for and close s-hooks wherever they are located in the plant. In conclusion, procedural compliance is excellent at this plant.

Finally, electrical panels at Byron 2 are generally intermittently (stitch) welded to an embedded plate in the concrete floor. As indicated in Table 3-1 (see 2PA07J) the stitch welding is generally not visible as it is covered with cove molding. This is the situation throughout the auxiliary electric equipment room. The welding is evident by virtue of the raised profile projected through the plastic molding. The SWE inspectors were able to visually observe the welding in a few locations where the molding had been removed or was missing. They concluded that the welding indicated on the installation drawings is accurate and accepted the drawings as correct. The affected panels are: 2PA01J – 2PA14J, 2PA27J, 2PA28J, 2PA33J, 2PA34J, 2PA51J, and 2PA52J. The peer reviewers concur with their conclusions.



## **4 Review of Licensing Basis Evaluations**

Tables 5-2 and 5-3 provide a list of the issues encountered during the Unit 2 seismic walkdown inspections for the SWEL components and how they were addressed. If a Byron IR request was generated it is shown in the Tables. An interview was conducted by Messrs. Djordjevic and Bacon with the SWE inspection team on September 7, 2012 to discuss the issues identified. No potentially adverse seismic conditions were identified that resulted in a seismic licensing basis evaluation and the peer reviewers concur with this outcome.

## **5 Review Final Submittal Report & Sign-off**

The final submittal report has been reviewed by Messrs. W. Djordjevic, T. A. Bacon and T. K. Ram and found to meet the requirements of the EPRI 1025286 – Seismic Walkdown Guidance (SWG).

## **Attachment 1: Peer Review Checklist for SWEL**

### **Byron Unit 2 Peer Review Checklist for SWEL**

#### **Instructions for Completing Checklist**

This peer review checklist may be used to document the review of the Seismic Walkdown Equipment List (SWEL) in accordance with Section 6. The space below each question in this checklist should be used to describe any findings identified during the peer review process and how the SWEL may have changed to address those findings. Additional space is provided at the end of this checklist for documenting other comments.

- 
1. Were the five safety functions adequately represented in the SWEL 1 selection? Y ☒ N ☐  
*Appropriate equipment has been included to maintain the five safety functions: RPC, DHR, RCIC, RCPC, and CF*
- 
2. Does SWEL 1 include an appropriate representation of items having the following sample selection attributes:
- a. Various types of systems? Y ☒ N ☐  
*Various system types (e.g., EDG, Component Cooling, Aux Feed, Charging, Essential Service WTR, RHR, Batteries, Battery Chargers, Low and Med Vol Switchgear and MCCs) have been included.*
- b. Major new and replacement equipment? Y ☒ N ☐  
*"New or Replace" equipment is included in the list.*
- c. Various types of equipment? Y ☒ N ☐  
*The equipment represents all required 21 types except 12 and 13. The screenings #1, #2, and #3 resulted in no equipment in the latter two categories.*
- d. Various environments? Y ☒ N ☐  
*Appropriate environments (e. g., Auxiliary and Containment buildings) have been included.*

## Byron Unit 2 Peer Review Checklist for SWEL

- e. Equipment enhanced based on the findings of the IPEEE (or equivalent) program? Y ☒ N ☐

*Included as indicated in the column, "IPEEE Enhancement."*

- f. Were risk insights considered in the development of SWEL 1? Y ☒ N ☐

*Risk qualifications (F-V and RAW) provided in the "Comments" column*

---

### 3. For SWEL 2:

- a. Were spent fuel pool related items considered, and if applicable included in SWEL 2? Y ☒ N ☐

*Spent fuel pool cooling system Seismic CAT 1 items were given appropriate consideration and included on the list.*

- b. Was an appropriate justification documented for spent fuel pool related items not included in SWEL 2? Y ☒ N ☐

*There are no rapid drain down related components in SWEL2. Appropriate justification for this item is included in the Interim Report. Justification has also been provided for not including Seismic I structures such as SFP sluice/transfer gates.*

---

### 4. Provide any other comments related to the peer review of the SWELs.

*None*

- 
5. Have all peer review comments been adequately addressed in the final SWEL? Y ☒ N ☐
-

---

Peer Reviewer

#1:

TK Ram



Date: 8/21/12

Peer Reviewer

#2:

Walter Djordjevic



Date: 9/1/12

# **G**

## **IPEEE Vulnerability Status**

---

Table G-1 lists the plant improvements, the IPEEE/SQUG proposed resolution, the actual resolution and resolution date.



**Table G-1. IPEEE Vulnerability Status**

Equipment ID	Description of Condition / Vulnerability*	IPEEE Report Proposed Resolution of Condition**	Actual Resolution of Condition	Resolution Date
2FT-AF011 2FT-AF012 2FT-AF013 2FT-AF014 2FT-AF015 2FT-AF016 2FT-AF017 2FT-AF018 Flow Transmitters	Flow transmitters adjacent to Recycle Monitor tanks (1&2AB02T) which are unanchored; thus they pose a potential flooding hazard to the transmitters on the adjacent nearby instrument rack.	N/A	Tank has been shown to maintain its integrity well beyond RLE demand level by CDFM capacity.	12/23/1996****
1AP21E Motor Control Center	Seismic interaction concern. Adjacent trash barrel (unanchored) may impact MCC during seismic event.	N/A	Trash barrel removed.	12/23/1996****
1CV112E 2CV112E Valves	Operator is in contact with adjacent pipe/grating which poses an impact hazard.	Evaluate clearance requirements and effect on valve and pipe system	Evaluations have determined that the affected piping systems and valve are adequate with the reduced clearance.  Also, for 2CV112E the grating has been modified.	8/26/1998  6/11/1997
0CC01E Switchgear	Seismic interaction concerns with an adjacent flammables storage cabinet and personnel safety railing lay-down (storage) area.	N/A	Flammable cabinet removed from immediate area and railings restrained to preclude potential impact.	12/23/1996****

Equipment ID	Description of Condition / Vulnerability*	IPEEE Report Proposed Resolution of Condition**	Actual Resolution of Condition	Resolution Date
1CV8152 Valve	Associated limit switch in direct contact with adjacent platform grating. Remainder of valve only has 1/8 inches of clearing.	N/A	Grating has been modified.	6/11/1997
1AP25E 2AP25E Motor Control Centers	Seismic interaction concern. Not tied (bolted) to adjacent MCC 1(2)AP44E and may impact MCC during seismic event.	N/A	Interactions were be evaluated on a case-by-case basis. Bolted adjacent MCCs together as required.	4/22/2004
1AP27E 2AP27E Motor Control Centers	Seismic interaction concern. Not tied (bolted) to adjacent MCC 1(2)AP47E and may impact MCC during seismic event.	N/A	Interaction were be evaluated on a case-by-case basis. Bolted adjacent MCCs together as required.	4/22/2004
1AP11E 1AP13E Transformers	"Shipping" bolts securing internal coils to frame are not tight (approximate 1/4-1/2" gap as nut is backed-off)	Bolts will be tightened during Refueling Outage B1R08	Bolts tightened during B1R08	Work Done in B1R08
1AP10E 2AP06E 2AP10E 2AP12E Switchgear	Seismic interaction concern. Adjacent, unanchored spare breaker(s) poses an interaction hazard.	Breakers will be located in designated area where no interaction hazard exists.	Seismic interaction issues were addressed.	10/15/1997
2AP32E Motor Control Centers	Seismic interaction concern. Adjacent, unanchored wash station poses an interaction hazard.	N/A	Item has been relocated so as not to pose an interaction risk	12/23/1996****

Equipment ID	Description of Condition / Vulnerability*	IPEEE Report Proposed Resolution of Condition**	Actual Resolution of Condition	Resolution Date
1AP32E Motor Control Centers	Heat trace control cabinet located in vicinity of MCC was found to be unanchored.	Heat trace cabinet has been welded to foundation pad.	Heat trace cabinet 1HT04J has been walked down and verified to be bolted to steel which is welded to the foundation pad and therefore will not fall and/or make contact with MCC-132X5. Also, drawing 6E-0-3391F confirms 1/8" thick 1.5" long @ 12" welds which meets the configuration.	01/10/2001
1DC01E Station Batteries	1) Overhead lights hung on chains with open S-hooks.  2) Gaps exist between batteries and end support members.	N/A	1) S-hooks have been closed.  2) 2 Batteries are within 1/4" gap criteria specified on vendor drawing.	12/23/1996****
1(2)DC03E 1(2)DC05E Battery Charger & Distribution Center Bus	Adjacent cabinets not bolted together.	Interaction will be evaluated on a case-by-case basis. Bolt adjacent cabinets together as required.	Evaluation has determined that consequences of relay chatter can be resolved by operator action. See NTS response.	10/10/2001
1IP05E 1IP07E 1IP06E 1IP08E Inverters	Interaction (impact) concern with adjacent filter duct box which is unsecured.	Duct box will be secured as part of pending modification scheduled for refueling outage B1R08.	Duct box was secured to fan cabinet during B1R08.	Work done in B1R08
1DC02E Station Batteries	Gaps exist between batteries and end support members.	N/A	Batteries are within 1/4" gap criteria specified on vendor drawing.	12/23/1996****

Equipment ID	Description of Condition / Vulnerability*	IPEEE Report Proposed Resolution of Condition**	Actual Resolution of Condition	Resolution Date
1(2)DC04E 1(2)DC06E Battery Charger & Distribution Center Bus	Adjacent cabinets not bolted together.	Interaction will be evaluated on a case-by-case basis. Bolt adjacent cabinets together as required.	Evaluation has determined that consequences of relay chatter can be resolved by operator action. See NTS response.	10/10/2001
1RD05E 2RD05E Reactor Trip Switchgear	Seismic interaction concern. Not tied (bolted) to adjacent 1(2)RD03E. May impact during seismic event	Interaction will be evaluated on a case-by-case basis. Bolt adjacent cabinets together as required.	Evaluation has determined that consequences of relay chatter can be resolved by operator action. See NTS response.	10/10/2001
1(2)AP92E 1(2)AP93E Motor Control Centers	1)Overhead lights hung on chains with open S-hooks. 2)Not tied (bolted) to adjacent MCC.	1) S-hooks have been closed. 2) Interaction will be evaluated on a case-by-case basis. Bolt adjacent MCCs together as required.	1) S-hooks have been closed. 2) Modification to connect cabinets together was approved by TRC/BRC. Breakers were relocated in designated areas where no interaction hazard exists.	4/22/2004

Equipment ID	Description of Condition / Vulnerability*	IPEEE Report Proposed Resolution of Condition**	Actual Resolution of Condition	Resolution Date
0PM01J 0PM02J 1PM01J 1PM04J 1PM05J 1PM06J 1PM07J 1PM11J 1PM12J 2PM01J 2PM04J 2PM05J 2PM06J 2PM07J 2PM11J 2PM12J Main Control Panels	1) Unsecured aluminum diffusers in suspended ceiling pose a personnel hazard to operators if they are dislodged due to seismic motion. 2) Interaction concerns with items in control room in proximity of cabinets such as lockers, copiers, tables and filing cabinets.	1) Diffusers will be secured to support grid. 2) Several items have been removed from control room. Other items will be removed or relocated as required.	1) Analysis was performed which evaluated the MRC Eggcrate panels (ceiling diffusers) capability for withstanding a seismic event of a magnitude required by the IPEEE without an adverse effect. Conclusively the MRC ceiling diffusers are capable of withstanding a seismic event of a magnitude required by IPEEE without adverse effect.	6/16/2003

Equipment ID	Description of Condition / Vulnerability*	IPEEE Report Proposed Resolution of Condition**	Actual Resolution of Condition	Resolution Date
1(2)PA01J 1(2)PA02J 1(2)PA03J 1(2)PA04J 1(2)PA06J 1(2)PA07J 1(2)PA08J 1(2)PA09J 1(2)PA10J 1(2)PA11J 1(2)PA12J 1(2)PA13J 1(2)PA14J 1(2)PA27J 1(2)PA28J 1(2)PA33J 1(2)PA34J 1(2)PA51J 1(2)PA01J 1PA52J Auxiliary Panels	1) Adjacent cabinets not bolted together. 2) Also have instrument cart (or wooden table) in proximity of cabinet.	1) Interaction will be evaluated on a case-by-case basis. Bolt adjacent cabinets together as required. 2) IM equipment to be stored/secured away from cabinets when not in use.	1) Interactions were evaluated that addressed the loads for panels and concluded that they were acceptable when linked together. Vendor (S&A) walkdown confirmed these cabinets to be linked together. 2) IM equipment was stored away from cabinets when not in use.	1/21/2000
2IP06E 2IP08E Inverters	Interaction (impact) concern with adjacent fire extinguisher (A-8-27) which has an open (unsecured) retaining bracket.	N/A	Fire extinguisher brackets secured.	***

Equipment ID	Description of Condition / Vulnerability*	IPEEE Report Proposed Resolution of Condition**	Actual Resolution of Condition	Resolution Date
1(2)AP98E 1(2)AP99E Switchgear	Overhead lights hung on chains with open S-hooks.	N/A	S-hooks have been closed	12/23/1996****
2AP98E	One "shipping" bolt securing internal coils to frame is not tight (approximate 1/4" gap as nut is backed-off)	Bolts will be tightened during B2R07.	Bolts were tightened during B2R07.	Work done in B2R07

\* IPEEE "Vulnerability" = Vulnerability, Outlier, Anomaly, Enhancement, Finding, etc.

\*\* If this is different than the original planned, else N/A.

\*\*\*Field walkdown performed and confirmed bracket was acceptable.

\*\*\*\*Per Letter BY: 96-0323, "Transmittal of Byron Station Individual Plant Examination of External Events Submittal Report" dated December 23, 1996.