Fractional Components

Cobbles	Gravel			Sand				Fines		
	Coarse	Fine	Total	Coarse	Medium	Fine	Total	Silt	Clay	Total
0.0	0.0	0.0	0.0	0.0	0.6	28.8	29.4	23.6	47.0	70.6

D_{10}	D_{15}	D_{20}	D_{30}	D_{50}	D_{60}	D_{80}	D_{85}	D_{90}	D_{95}
				0.0076	0.0254	0.1063	0.1275	0.1564	0.2027

Fineness Modulus
0.13

LIQUID AND PLASTIC LIMITS TEST REPORT ASTM D4318 (05)

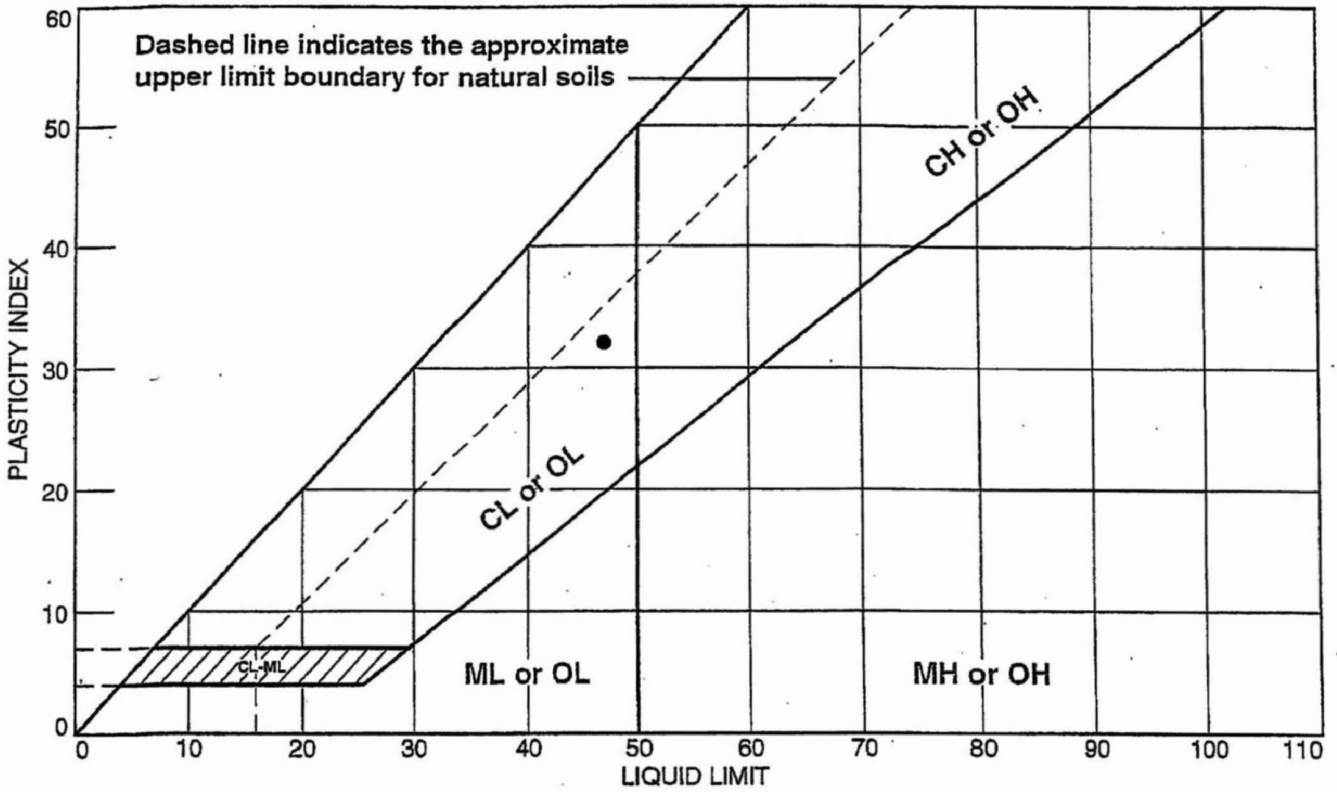

SOIL DATA

	SOURCE	SAMPLE NO.	DEPTH (ft.)	NATURAL WATER CONTENT (%)	PLASTIC LIMIT (%)	LIQUID LIMIT (%)	PLASTICITY INDEX (%)	USCS
●	TP-2201	TP-2201, BULK 1	5-10'	18.1	15	47	32	CL

MACTEC, Inc. **Raleigh, North Carolina**	**Client:** Bechtel **Project:** Exelon Texas COL (Victoria) **Project No.:** 6468071777 **Figure** NA

Tested By: CS **Checked By:** LBJ DSC 5-7-08

LIQUID AND PLASTIC LIMIT TEST DATA

3/22/2008

Client: Bechtel
Project: Exelon Texas COL (Victoria)
Project Number: 6468071777
Location: TP-2201
Depth: 5-10'
Sample Number: TP-2201,BULK 1
Material Description: Pale Yellow Lean CLAY with sand
USCS: CL
AASHTO: A-7-6(21)
Tested by: CS
Checked by: LBJ

Liquid Limit Data

Run No.	1	2	3	4	5	6
Wet+Tare	26.41	27.36				
Dry+Tare	22.89	23.56				
Tare	15.50	15.50				
# Blows	21	22				
Moisture	47.6	47.1				

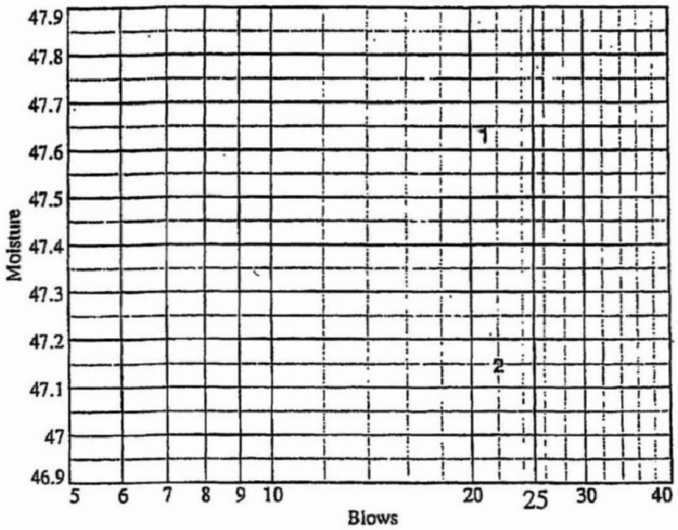

Liquid Limit= 47
Plastic Limit= 15
Plasticity Index= 32
Natural Moisture= 18.1
Liquidity Index= 0.1

Plastic Limit Data

Run No.	1	2	3	4	
Wet+Tare	24.79	26.98			
Dry+Tare	23.54	25.46			
Tare	15.45	15.50			
Moisture	15.5	15.3			

Natural Moisture Data

Wet+Tare	Dry+Tare	Tare	Moisture
255.84	217.69	6.80	18.1

MACTEC, Inc.

MACTEC ENGINEERING AND CONSULTING, INC.
RALEIGH, NORTH CAROLINA

REPORT OF THE STANDARD TEST METHOD FOR SPECIFIC GRAVITY OF SOILS
Performed in General Accordance with ASTM D 854-06 (Method B)

PROJECT NAME:EXELON COL PROJECT (VICTORIA)

PROJECT NUMBER: 6468071777

DATE: 3/16/08

SAMPLE IDENTIFICATION: TP-2201 .BULK 1

(A) Mass of oven-dried soil, grams:	50.17
(B) Mass of pycnometer filled with water at test temperature (T), grams:	655.72
(C) Mass of pycnometer, water and soil, grams:	687.16
(T) Temperature of pycnometer, water and soil, °C when mass (C) determined:	21.1
(G) Specific Gravity at observed temperature: A / [B - (C - A)]	2.679
(F) ***Correction factor:***	0.99977
(G x F) **SPECIFIC GRAVITY @ 20°C:**	2.678

MATERIAL TESTED: [X] **- # 4** [ ] **- # 10**

PREPARATION METHOD: [X] **DRY** [ ] **WET (dispersed)**

REMARKS: Estimated % Passing # 4 : 100

Lean CLAY with sand (CL)

EQUIPMENT USED

SCALES : 3.1.99

OVEN : 5.1.16

THERMOMETER :5.1.01

PYCNOMETER : P-3

TESTED BY: CS

\Test Reports\Soils\SPECIFIC GRAVITY(ref).xls

REVIEWED BY: **Brian Johnson**

DSC 5-7-08

ORIGINAL

Particle Size Distribution Report / ASTM D 422-63(2002)e1

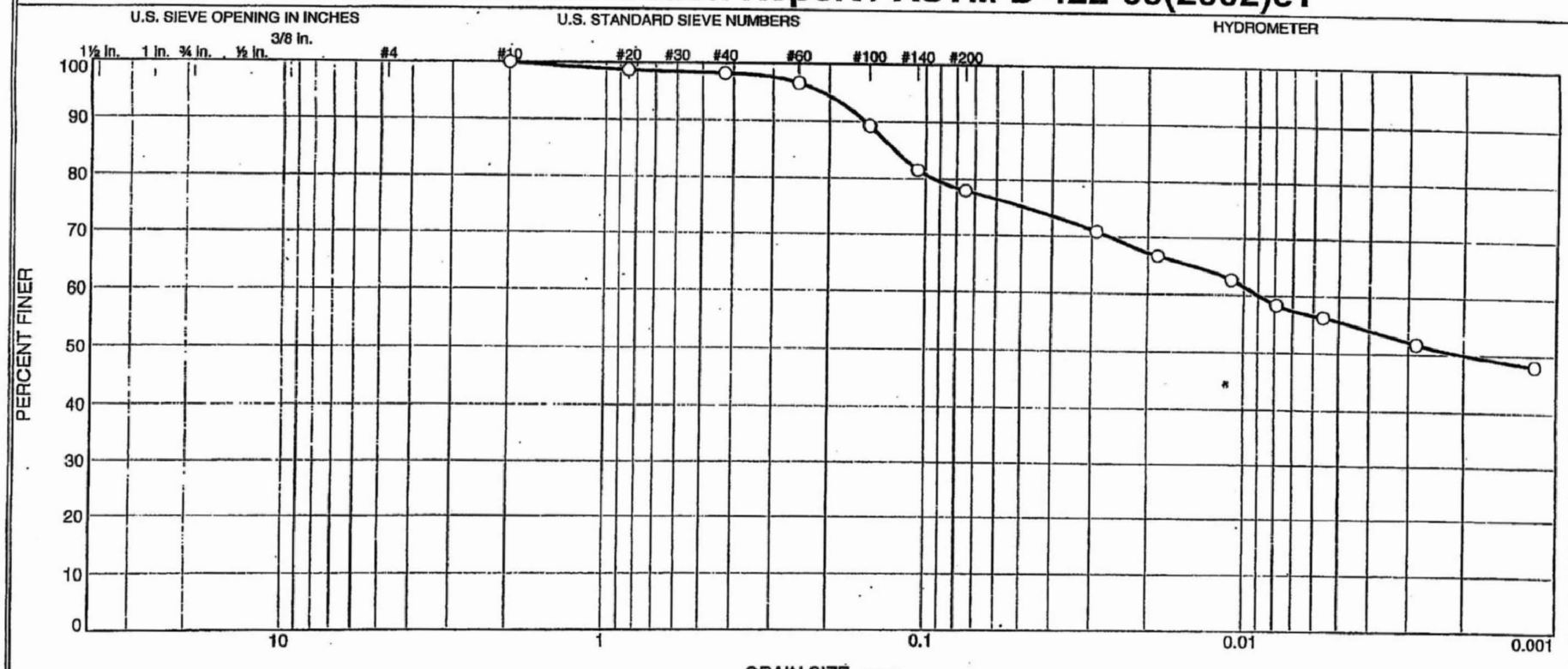

	% Gravel		% Sand			% Fines	
	Coarse	Fine	Coarse	Medium	Fine	Silt	Clay
○	0.0	0.0	0.0	1.8	20.2	22.3	55.7

	Source	Sample #	Depth/Elev.	Date Sampled	USCS	Material Description	NM %	LL	PL
○	TP-2202	2202,B1	8'	1/17/08	CH	Pale Yellow Fat CLAY with sand	19.6	50	17

Client Bechtel

Project Exelon Texas COL (Victoria)

Project No. 6468071777 Figure NA

MACTEC, Inc.

Raleigh, North Carolina

○ Specific Gravity = 2.684 (ASTM D854-06)
Organic Content = 2.2% (ASTM 2974-07)
Natural moisture value determined from Sample B1-J,5-10'

Tested By: CS **Checked By:** LBJ DSC 5-7-08

GRAIN SIZE DISTRIBUTION TEST DATA

4/10/2008

Client: Bechtel
Project: Exelon Texas COL (Victoria)
Project Number: 6468071777
Location: TP-2202
Depth: 8'
Sample Number: 2202,B1
Material Description: Pale Yellow Fat ClAY with sand
Date: 1/17/08
Natural Moisture: 19.6
Liquid Limit: 50
Plastic Limit: 17
USCS Class.: CH
Testing Remarks: Specific Gravity = 2.684 (ASTM D854-06)
Organic Content = 2.2% (ASTM 2974-07)
Natural moisture value determined from Sample B1-J,5-10'
Tested by: CS
Checked by: LBJ

Sieve Test Data

Dry Sample and Tare (grams)	Tare (grams)	Cumulative Pan Tare Weight (grams)	Sieve Opening Size	Cumulative Weight Retained (grams)	Percent Finer
236.67	0.00	0.00	#10	0.00	100.0
49.34	0.00	0.00	#20	0.64	98.7
			#40	0.89	98.2
			#60	1.67	96.6
			#100	5.25	89.4
			#140	9.05	81.7
			#200	10.85	78.0

Hydrometer Test Data

Hydrometer test uses material passing #10
Percent passing #10 based upon complete sample = 100.0
Weight of hydrometer sample =49.34
Hygroscopic moisture correction:
Moist weight and tare = 28.97
Dry weight and tare = 28.59
Tare weight = 15.60
Hygroscopic moisture = 2.9%
Table of composite correction values:

Temp., deg. C:	12.9	29.9
Comp. corr.:	-8.0	-2.0

Meniscus correction only = 1.0
Specific gravity of solids = 2.685
Hydrometer type = 152H
Hydrometer effective depth equation: L = 16.294964 - 0.164 **x Rm**

Elapsed Time (min.)	Temp. (deg. C.)	Actual Reading	Corrected Reading	K	Rm	Eff. Depth	Diameter (mm.)	Percent Finer
2.00	22.1	39.0	34.2	0.0132	40.0	9.7	0.0290	70.9
5.00	22.1	37.0	32.2	0.0132	38.0	10.1	0.0187	66.7
15.00	22.1	35.0	30.2	0.0132	36.0	10.4	0.0110	62.6
30.00	22.0	33.0	28.2	0.0132	34.0	10.7	0.0079	58.4
60.00	22.0	32.0	27.2	0.0132	33.0	10.9	0.0056	56.3
240.00	22.9	29.5	25.0	0.0130	30.5	11.3	0.0028	51.8
1440.00	22.1	28.0	23.2	0.0132	29.0	11.5	0.0012	48.1

MACTEC, Inc.

Fractional Components

Cobbles	Gravel			Sand				Fines		
	Coarse	Fine	Total	Coarse	Medium	Fine	Total	Silt	Clay	Total
0.0	0.0	0.0	0.0	0.0	1.8	20.2	22.0	22.3	55.7	78.0

D_{10}	D_{15}	D_{20}	D_{30}	D_{50}	D_{60}	D_{80}	D_{85}	D_{90}	D_{95}
				0.0020	0.0090	0.0944	0.1244	0.1546	0.2108

Fineness Modulus
0.16

LIQUID AND PLASTIC LIMITS TEST REPORT ASTM D4318 (05)

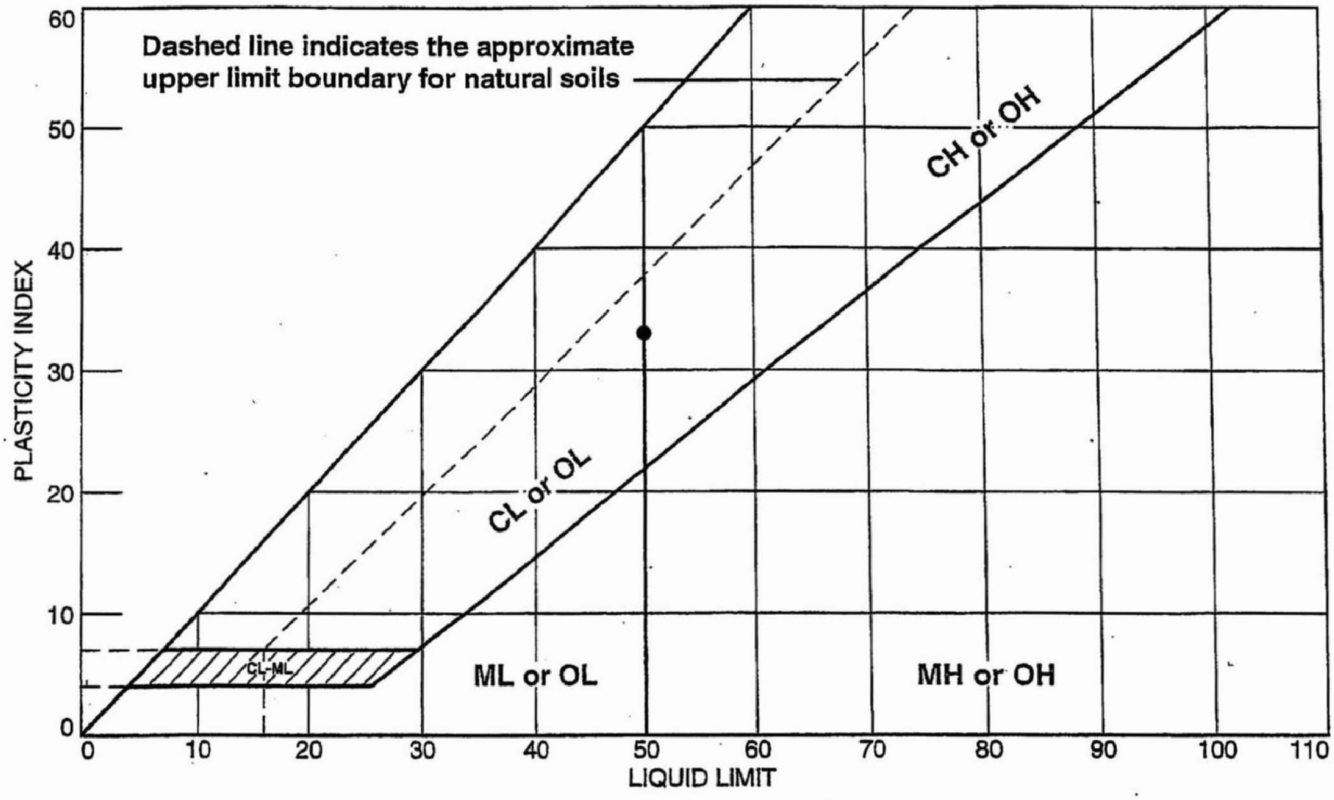

SOIL DATA

	SOURCE	SAMPLE NO.	DEPTH (ft.)	NATURAL WATER CONTENT (%)	PLASTIC LIMIT (%)	LIQUID LIMIT (%)	PLASTICITY INDEX (%)	USCS
●	TP-2202	2202,B1	8'	19.6	17	50	33	CH

MACTEC, Inc. **Raleigh, North Carolina**	**Client:** Bechtel **Project:** Exelon Texas COL (Victoria) **Project No.:** 6468071777 **Figure** NA

Tested By: CS **Checked By:** LBJ DSC 5-7-08

LIQUID AND PLASTIC LIMIT TEST DATA

4/10/2008

Client: Bechtel
Project: Exelon Texas COL (Victoria)
Project Number: 6468071777
Location: TP-2202
Depth: 8'
Sample Number: 2202,B1
Material Description: Pale Yellow Fat CIAY with sand
USCS: CH
AASHTO: A-7-6(25)
Tested by: CS
Checked by: LBJ

Liquid Limit Data

Run No.	1	2	3	4	5	6
Wet+Tare	29.95	31.22				
Dry+Tare	25.10	26.01				
Tare	15.41	15.59				
# Blows	23	23				
Moisture	50.1	50.0				

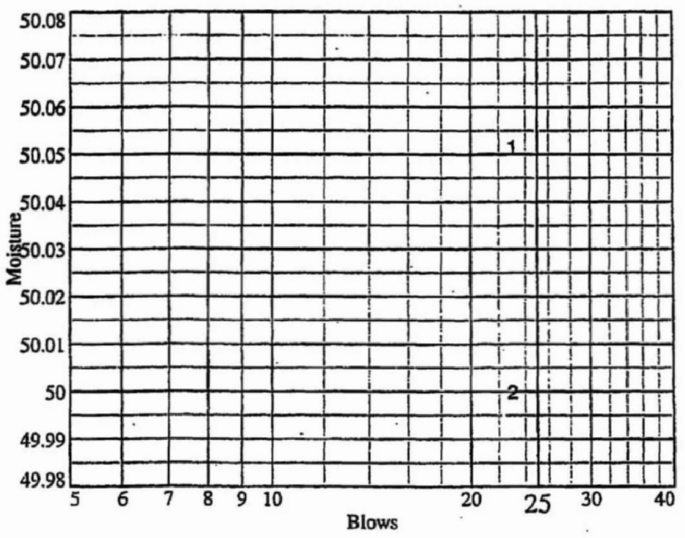

Liquid Limit= 50
Plastic Limit= 17
Plasticity Index= 33
Natural Moisture= 19.6
Liquidity Index= 0.1

Plastic Limit Data

Run No.	1	2	3	4	
Wet+Tare	23.73	21.96			
Dry+Tare	22.57	21.09			
Tare	15.45	15.93			
Moisture	16.3	16.9			

Natural Moisture Data

Wet+Tare	Dry+Tare	Tare	Moisture
205.81	173.21	6.77	19.6

MACTEC, Inc.

MACTEC ENGINEERING AND CONSULTING, INC.
RALEIGH, NORTH CAROLINA

REPORT OF THE STANDARD TEST METHOD FOR SPECIFIC GRAVITY OF SOILS
Performed in General Accordance with ASTM D 854-06 (Method B)

PROJECT NAME:EXELON COL PROJECT (VICTORIA)

PROJECT NUMBER: 6468071777

DATE: 3/16/08

SAMPLE IDENTIFICATION: TP-2202 BULK 1

(A) Mass of oven-dried soil, grams:		49.95
(B) Mass of pycnometer filled with water at test temperature (T), grams:		656.55
(C) Mass of pycnometer, water and soil, grams:		687.90
(T) Temperature of pycnometer, water and soil, °C when mass (C) determined:		21.1
(G) Specific Gravity at observed temperature:	A / [B - (C - A)]	2.684
(F)	***Correction factor:***	0.99977
(G x F)	**SPECIFIC GRAVITY @ 20°C:**	2.685

MATERIAL TESTED: [X] **- # 4** [ ] **- # 10**

PREPARATION METHOD: [X] **DRY** [ ] **WET (dispersed)**

REMARKS: Estimated % Passing # 4 : 100

Fat CLAY with sand (CH)

EQUIPMENT USED

SCALES : 3.1.99

OVEN : 5.1.16

THERMOMETER :5.1.01

PYCNOMETER : P-6

TESTED BY: CS

\Test Reports\Soils\SPECIFIC GRAVITY(ref).xls

REVIEWED BY: **Brian Johnson**

DSC 5-7-08

Particle Size Distribution Report / ASTM D 422-63(2002)e1

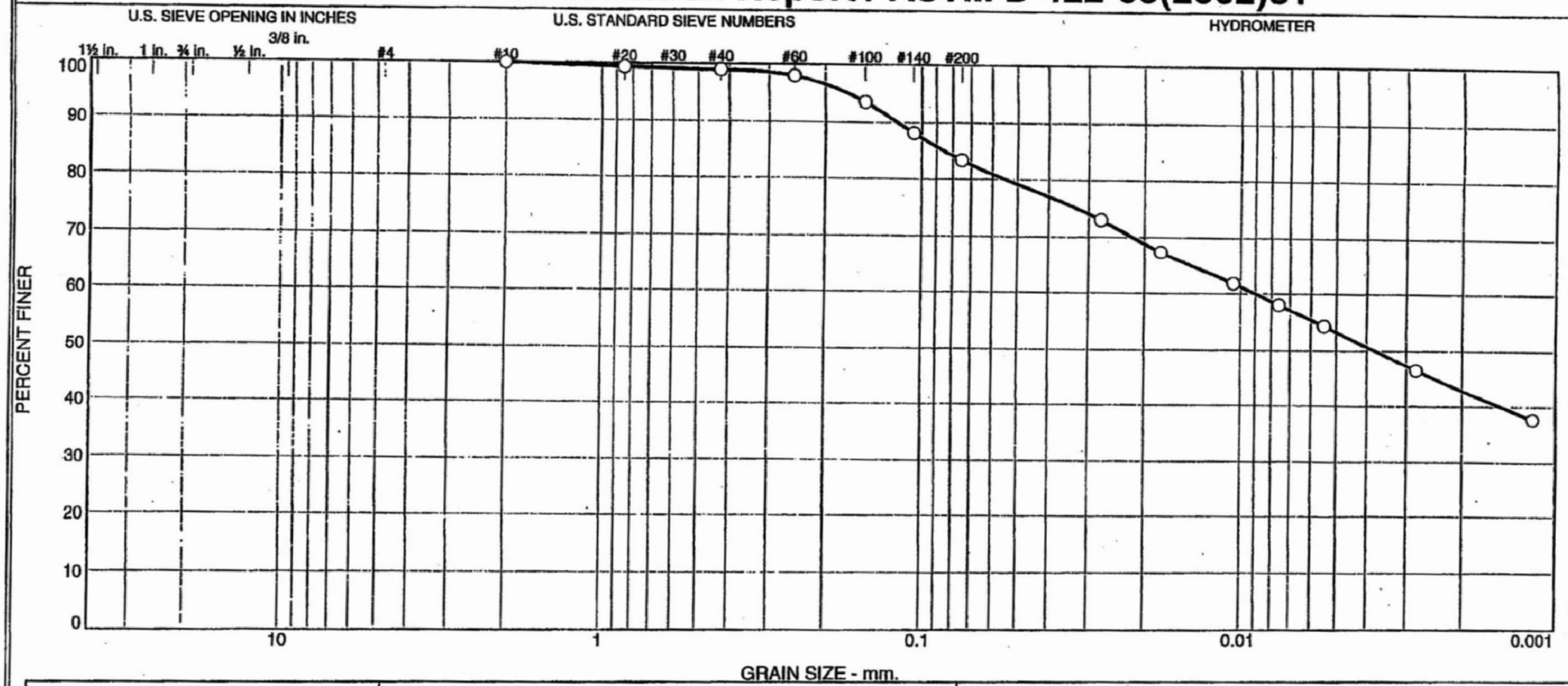

	% Gravel		% Sand			% Fines	
	Coarse	Fine	Coarse	Medium	Fine	Silt	Clay
○	0.0	0.0	0.0	1.0	15.6	30.0	53.4

	Source	Sample #	Depth/Elev.	Date Sampled	USCS	Material Description	NM %	LL	PL
○	TP-2203	TP-2203,B1	8'	1/18/08	CL	Pale Brown Lean CLAY with sand	17.7	48	15

Client Bechtel

Project Exelon Texas COL (Victoria)

Project No. 6468071777 Figure NA

MACTEC, Inc.

Raleigh, North Carolina

○ Specific Gravity = 2.729 (ASTM D854-06)
Natural Moisture obtained from Sample J-4,8'

Tested By: CS **Checked By:** LBJ DSC 5-7-08

GRAIN SIZE DISTRIBUTION TEST DATA

4/10/2008

Client: Bechtel
Project: Exelon Texas COL (Victoria)
Project Number: 6468071777
Location: TP-2203
Depth: 8' **Sample Number:** TP-2203,B1
Material Description: Pale Brown Lean CLAY with sand
Date: 1/18/08 **Natural Moisture:** 17.7
Liquid Limit: 48 **Plastic Limit:** 15 **USCS Class.:** CL
Testing Remarks: Specific Gravity = 2.729 (ASTM D854-06)
Natural Moisture obtained from Sample J-4,8'
Tested by: CS **Checked by:** LBJ

Sieve Test Data

Dry Sample and Tare (grams)	Tare (grams)	Cumulative Pan Tare Weight (grams)	Sieve Opening Size	Cumulative Weight Retained (grams)	Percent Finer
276.29	0.00	0.00	#10	0.00	100.0
53.66	0.00	0.00	#20	0.34	99.4
			#40	0.55	99.0
			#60	1.06	98.0
			#100	3.51	93.5
			#140	6.33	88.2
			#200	8.89	83.4

Hydrometer Test Data

Hydrometer test uses material passing #10
Percent passing #10 based upon complete sample = 100.0
Weight of hydrometer sample =53.66
Hygroscopic moisture correction:
Moist weight and tare = 30.28
Dry weight and tare = 30.06
Tare weight = 15.52
Hygroscopic moisture = 1.5%
Table of composite correction values:

Temp., deg. C:	12.9	29.9
Comp. corr.:	-8.0	-2.0

Meniscus correction only = 1.0
Specific gravity of solids = 2.729
Hydrometer type = 152H
Hydrometer effective depth equation: L = 16.294964 - 0.164 **x Rm**

Elapsed Time (min.)	Temp. (deg. C.)	Actual Reading	Corrected Reading	K	Rm	Eff. Depth	Diameter (mm.)	Percent Finer
2.00	22.2	44.0	39.3	0.0130	45.0	8.9	0.0274	73.0
5.00	22.2	41.0	36.3	0.0130	42.0	9.4	0.0178	67.5
15.00	22.2	38.0	33.3	0.0130	39.0	9.9	0.0105	61.9
30.00	22.1	36.0	31.2	0.0130	37.0	10.2	0.0076	58.1
60.00	22.1	34.0	29.2	0.0130	35.0	10.6	0.0054	54.4
240.00	22.9	29.5	25.0	0.0129	30.5	11.3	0.0028	46.5
1440.00	22.2	25.0	20.3	0.0130	26.0	12.0	0.0012	37.7

MACTEC, Inc.

Fractional Components

Cobbles	Gravel			Sand				Fines		
	Coarse	Fine	Total	Coarse	Medium	Fine	Total	Silt	Clay	Total
0.0	0.0	0.0	0.0	0.0	1.0	15.6	16.6	30.0	53.4	83.4

D_{10}	D_{15}	D_{20}	D_{30}	D_{50}	D_{60}	D_{80}	D_{85}	D_{90}	D_{95}
				0.0038	0.0089	0.0545	0.0848	0.1190	0.1700

Fineness Modulus
0.09

MACTEC, Inc.

LIQUID AND PLASTIC LIMITS TEST REPORT ASTM D4318 (05)

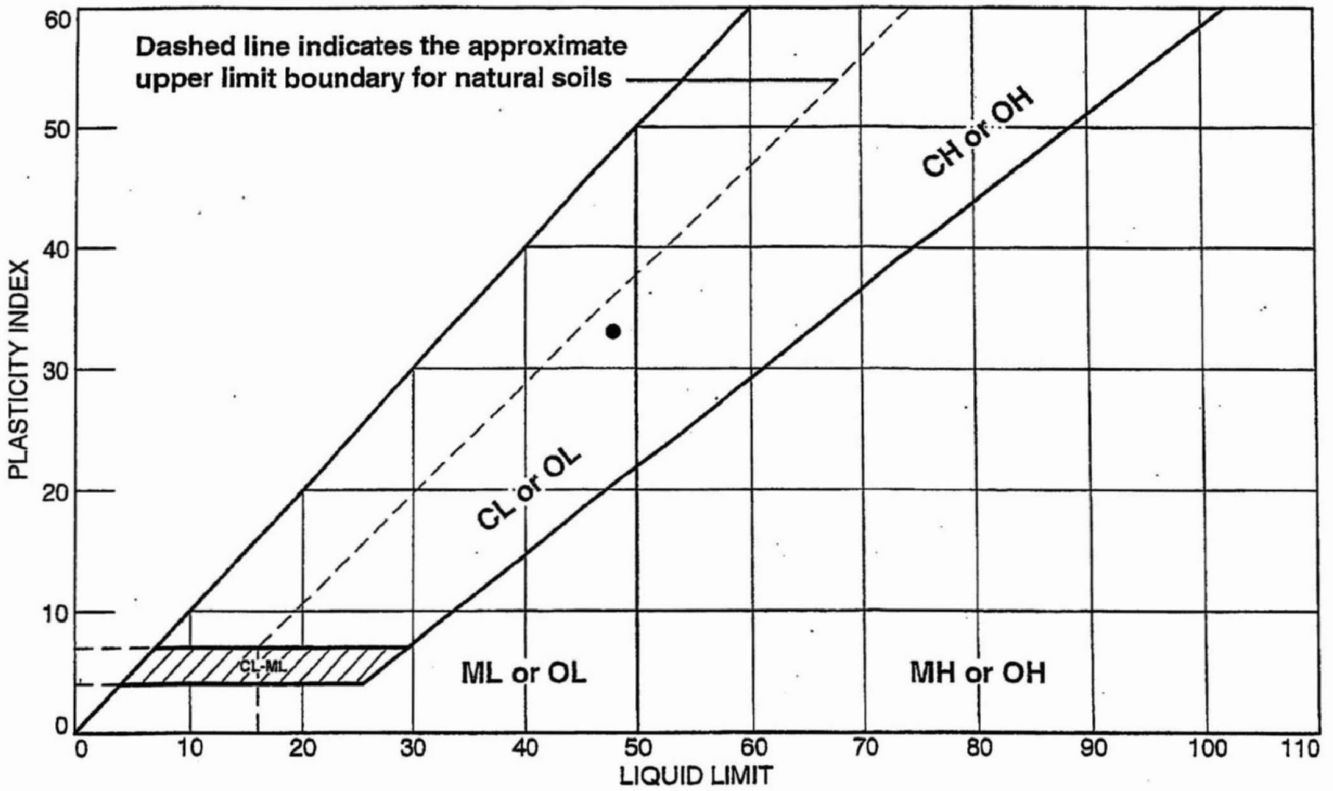

SOIL DATA

	SOURCE	SAMPLE NO.	DEPTH (ft.)	NATURAL WATER CONTENT (%)	PLASTIC LIMIT (%)	LIQUID LIMIT (%)	PLASTICITY INDEX (%)	USCS
●	TP-2203	TP-2203,B1	8'	17.7	15	48	33	CL

MACTEC, Inc. **Raleigh, North Carolina**	**Client:** Bechtel **Project:** Exelon Texas COL (Victoria) **Project No.:** 6468071777 **Figure** NA

Tested By: CS **Checked By:** LBJ DSC 5-7-08

LIQUID AND PLASTIC LIMIT TEST DATA

4/10/2008

Client: Bechtel
Project: Exelon Texas COL (Victoria)
Project Number: 6468071777
Location: TP-2203
Depth: 8'
Sample Number: TP-2203,B1
Material Description: Pale Brown Lean CLAY with sand
USCS: CL
AASHTO: A-7-6(27)
Tested by: CS
Checked by: LBJ

Liquid Limit Data

Run No.	1	2	3	4	5	6
Wet+Tare	27.29	30.55				
Dry+Tare	23.54	25.70				
Tare	15.55	15.40				
# Blows	29	30				
Moisture	46.9	47.1				

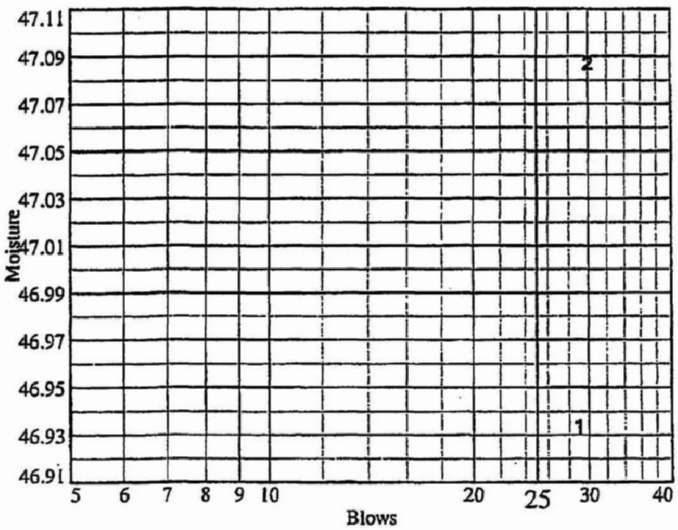

Liquid Limit= 48
Plastic Limit= 15
Plasticity Index= 33
Natural Moisture= 17.7
Liquidity Index= 0.1

Plastic Limit Data

Run No.	1	2	3	4	
Wet+Tare	27.94	28.90			
Dry+Tare	26.33	27.21			
Tare	15.50	15.49			
Moisture	14.9	14.4			

Natural Moisture Data

Wet+Tare	Dry+Tare	Tare	Moisture
158.61	136.08	9.11	17.7

MACTEC, Inc.

MACTEC ENGINEERING AND CONSULTING, INC.
RALEIGH, NORTH CAROLINA

REPORT OF THE STANDARD TEST METHOD FOR SPECIFIC GRAVITY OF SOILS
Performed in General Accordance with ASTM D 854-06 (Method B)

PROJECT NAME:EXELON COL PROJECT (VICTORIA)

PROJECT NUMBER: 6468071777

DATE: 3/17/08

SAMPLE IDENTIFICATION: TP-2203 BULK 1

(A) Mass of oven-dried soil, grams:	51.70
(B) Mass of pycnometer filled with water at test temperature (T), grams:	656.55
(C) Mass of pycnometer, water and soil, grams:	689.31
(T) Temperature of pycnometer, water and soil, °C when mass (C) determined:	21.1
(G) Specific Gravity at observed temperature: A / [B - (C - A)]	2.730
(F) ***Correction factor:***	0.99977
(G x F) **SPECIFIC GRAVITY @ 20°C:**	2.729

MATERIAL TESTED: [X] **- # 4** [ ] **- # 10**

PREPARATION METHOD: [X] **DRY** [ ] **WET (dispersed)**

REMARKS: Estimated % Passing # 4 : 100
Lean CLAY with sand (CL)

EQUIPMENT USED
SCALES : 3.1.99
OVEN : 5.1.16
THERMOMETER :5.1.01
PYCNOMETER : P-6

TESTED BY: CS

\Test Reports\Soils\SPECIFIC GRAVITY(ref).xls

REVIEWED BY: **Brian Johnson**
DSC 5-7-08

Particle Size Distribution Report / ASTM D 422-63(2002)e1

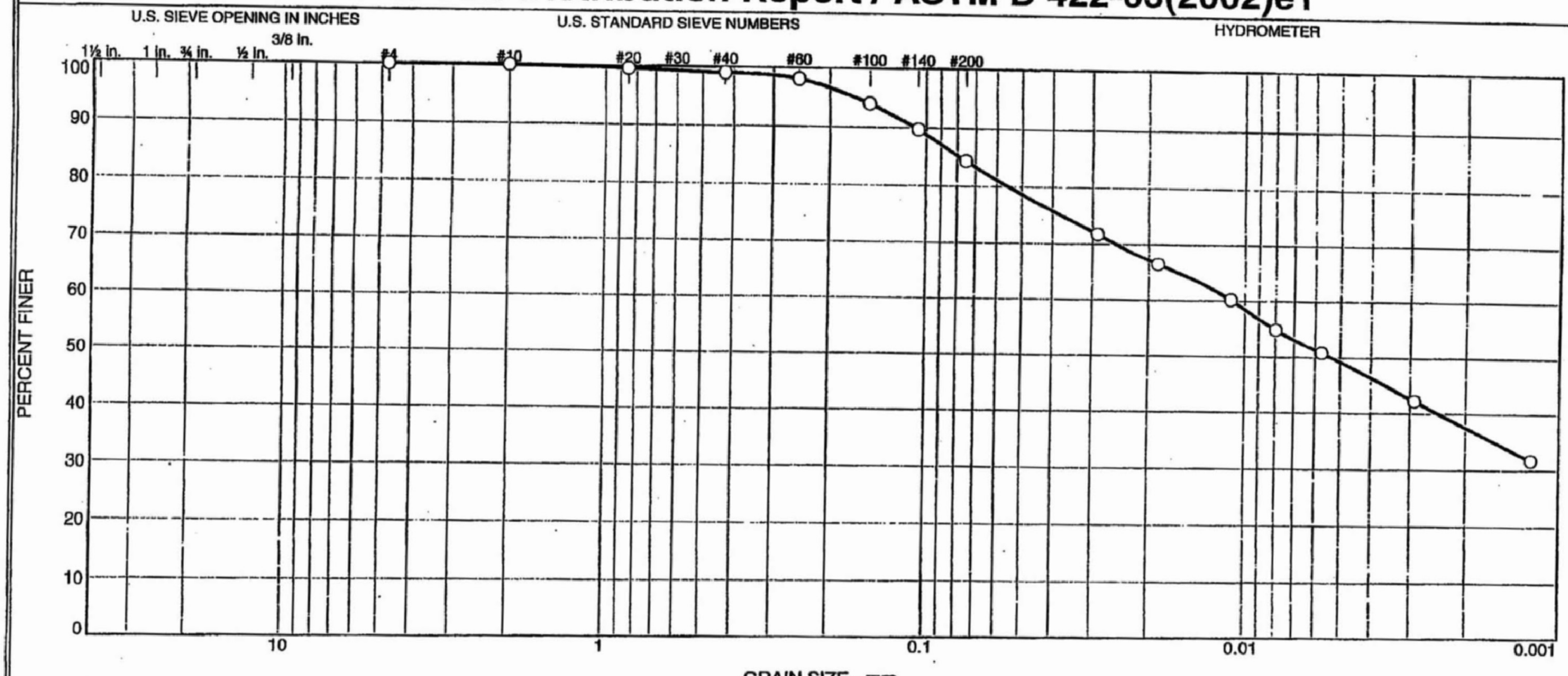

	% Gravel		% Sand			% Fines	
	Coarse	Fine	Coarse	Medium	Fine	Silt	Clay
O	0.0	0.0	0.0	1.0	14.6	35.2	49.2

	Source	Sample #	Depth/Elev.	Date Sampled	USCS	Material Description	NM %	LL	PL
O	TP-2204	2204,B1	5-10'	1/17/08	CL	Pale Brown Lean CLAY with sand	17.2	43	14

Client Bechtel

Project Exelon Texas COL (Victoria)

Project No. 6468071777 Figure NA

MACTEC, Inc.

Raleigh, North Carolina

O Specific gravity = 2.709 (ASTM D854-06)
Organic Content = 2.0% (ASTM D2974-07)
Natural Moisture obtained from Sample B1-J,5- 10'

Tested By: CS **Checked By:** LBJ DSC 5-7-08

GRAIN SIZE DISTRIBUTION TEST DATA

4/10/2008

Client: Bechtel
Project: Exelon Texas COL (Victoria)
Project Number: 6468071777
Location: TP-2204
Depth: 5-10' **Sample Number:** 2204,B1
Material Description: Pale Brown Lean CLAY with sand
Date: 1/17/08 **Natural Moisture:** 17.2
Liquid Limit: 43 **Plastic Limit:** 14 **USCS Class.:** CL
Testing Remarks: Specific gravity = 2.709 (ASTM D854-06)
Organic Content = 2.0% (ASTM D2974-07)
Natural Moisture obtained from Sample B1-J,5- 10'
Tested by: CS **Checked by:** LBJ

Sieve Test Data

Dry Sample and Tare (grams)	Tare (grams)	Cumulative Pan Tare Weight (grams)	Sieve Opening Size	Cumulative Weight Retained (grams)	Percent Finer
381.75	0.00	0.00	#4	0.00	100.0
			#10	0.06	100.0
48.36	0.00	0.00	#20	0.19	99.6
			#40	0.48	99.0
			#60	0.92	98.1
			#100	2.86	94.1
			#140	4.94	89.8
			#200	7.52	84.4

Hydrometer Test Data

Hydrometer test uses material passing #10
Percent passing #10 based upon complete sample = 100.0
Weight of hydrometer sample =48.36
Hygroscopic moisture correction:
Moist weight and tare = 29.80
Dry weight and tare = 29.60
Tare weight = 15.96
Hygroscopic moisture = 1.5%
Table of composite correction values:

Temp., deg. C:	12.9	29.9
Comp. corr.:	-8.0	-2.0

Meniscus correction only = 1.0
Specific gravity of solids = 2.709
Hydrometer type = 152H
Hydrometer effective depth equation: L = 16.294964 - 0.164 x Rm

Elapsed Time (min.)	Temp. (deg. C.)	Actual Reading	Corrected Reading	K	Rm	Eff. Depth	Diameter (mm.)	Percent Finer
2.00	21.7	39.5	34.6	0.0131	40.5	9.7	0.0288	71.7
5.00	21.6	37.0	32.1	0.0131	38.0	10.1	0.0186	66.4
15.00	21.6	34.0	29.1	0.0131	35.0	10.6	0.0110	60.2
30.00	21.4	31.5	26.5	0.0132	32.5	11.0	0.0080	54.9
60.00	21.5	29.5	24.5	0.0132	30.5	11.3	0.0057	50.8
240.00	22.6	25.0	20.4	0.0130	26.0	12.0	0.0029	42.3
1440.00	22.3	20.0	15.3	0.0130	21.0	12.9	0.0012	31.7

MACTEC, Inc.

Fractional Components

Cobbles	Gravel			Sand				Fines		
	Coarse	Fine	Total	Coarse	Medium	Fine	Total	Silt	Clay	Total
0.0	0.0	0.0	0.0	0.0	1.0	14.6	15.6	35.2	49.2	84.4

D_{10}	D_{15}	D_{20}	D_{30}	D_{50}	D_{60}	D_{80}	D_{85}	D_{90}	D_{95}
				0.0053	0.0109	0.0552	0.0778	0.1077	0.1642

Fineness Modulus
0.08

LIQUID AND PLASTIC LIMITS TEST REPORT ASTM D4318 (05)

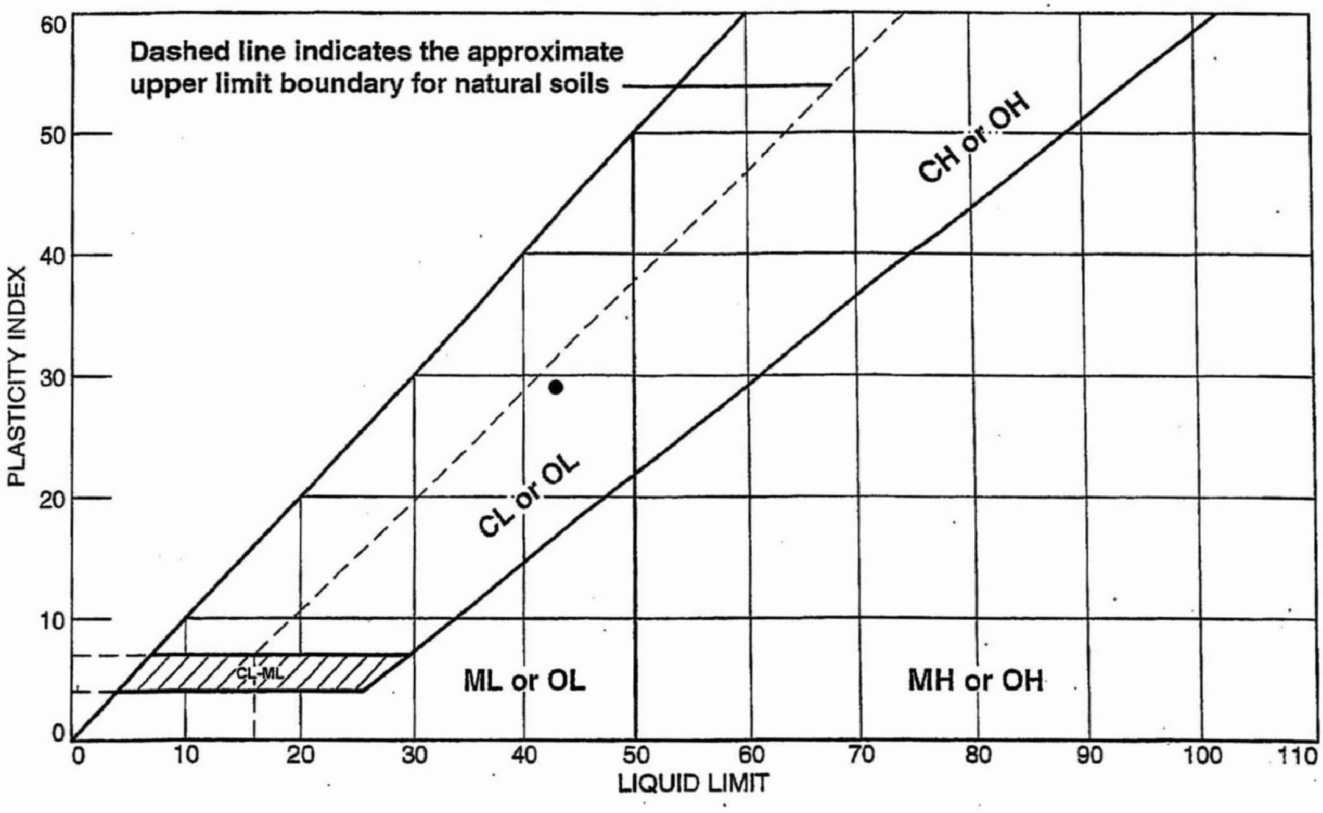

SOIL DATA

	SOURCE	SAMPLE NO.	DEPTH (ft.)	NATURAL WATER CONTENT (%)	PLASTIC LIMIT (%)	LIQUID LIMIT (%)	PLASTICITY INDEX (%)	USCS
●	TP-2204	2204,B1	5-10'	17.2	14	43	29	CL

MACTEC, Inc. **Raleigh, North Carolina**	**Client:** Bechtel **Project:** Exelon Texas COL (Victoria) **Project No.:** 6468071777 **Figure** NA

Tested By: CS **Checked By:** LBJ DSC 5-7-08

LIQUID AND PLASTIC LIMIT TEST DATA

4/10/2008

Client: Bechtel
Project: Exelon Texas COL (Victoria)
Project Number: 6468071777
Location: TP-2204
Depth: 5-10'
Sample Number: 2204,B1
Material Description: Pale Brown Lean CLAY with sand
USCS: CL
AASHTO: A-7-6(24)
Tested by: CS
Checked by: LBJ

Liquid Limit Data

Run No.	1	2	3	4	5	6
Wet+Tare	30.47	32.02				
Dry+Tare	26.02	27.21				
Tare	15.54	15.78				
# Blows	26	27				
Moisture	42.5	42.1				

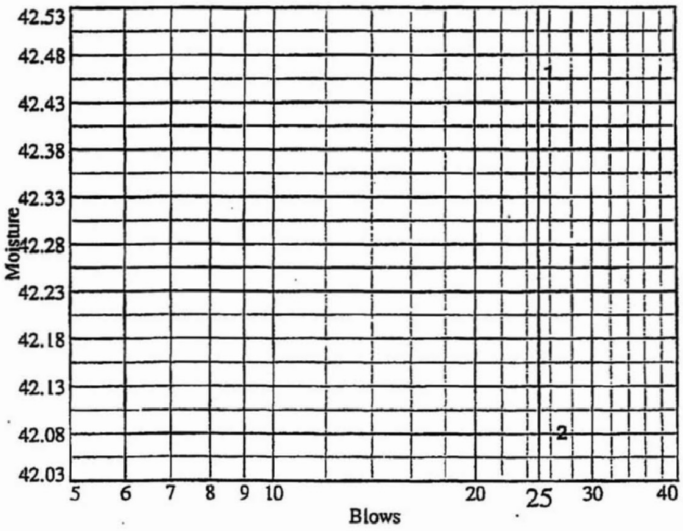

Liquid Limit= 43
Plastic Limit= 14
Plasticity Index= 29
Natural Moisture= 17.2
Liquidity Index= 0.1

Plastic Limit Data

Run No.	1	2	3	4	
Wet+Tare	25.96	29.60			
Dry+Tare	24.63	27.86			
Tare	15.48	15.57			
Moisture	14.5	14.2			

Natural Moisture Data

Wet+Tare	Dry+Tare	Tare	Moisture
236.48	203.14	9.40	17.2

MACTEC, Inc.

MACTEC ENGINEERING AND CONSULTING, INC.
RALEIGH, NORTH CAROLINA

REPORT OF THE STANDARD TEST METHOD FOR SPECIFIC GRAVITY OF SOILS
Performed in General Accordance with ASTM D 854-06 (Method B)

PROJECT NAME:EXELON COL PROJECT (VICTORIA)

PROJECT NUMBER: 6468071777

DATE: 3/18/08

SAMPLE IDENTIFICATION: TP-2204 BULK 1

(A) Mass of oven-dried soil, grams:		48.88
(B) Mass of pycnometer filled with water at test temperature (T), grams:		655.65
(C) Mass of pycnometer, water and soil, grams:		686.49
(T) Temperature of pycnometer, water and soil, °C when mass (C) determined:		21.7
(G) Specific Gravity at observed temperature:	A / [B - (C - A)]	2.710
(F)	***Correction factor:***	0.99963
(G x F)	**SPECIFIC GRAVITY @ 20°C:**	2.709

MATERIAL TESTED: [X] **- # 4** [ ] **- # 10**

PREPARATION METHOD: [X] **DRY** [ ] **WET (dispersed)**

REMARKS: Estimated % Passing # 4 : 100

Lean CLAY with sand

EQUIPMENT USED

SCALES : 3.1.99

OVEN : 5.1.16

THERMOMETER :5.1.01

PYCNOMETER : P-3

TESTED BY: CS

\Test Reports\Soils\SPECIFIC GRAVITY(ref).xls

REVIEWED BY: **Brian Johnson**

DSC 5-7-08

Index Testing for Undisturbed Samples

Boring B-2174 UD

Particle Size Distribution Report ASTM D 422-63 (2002) e1

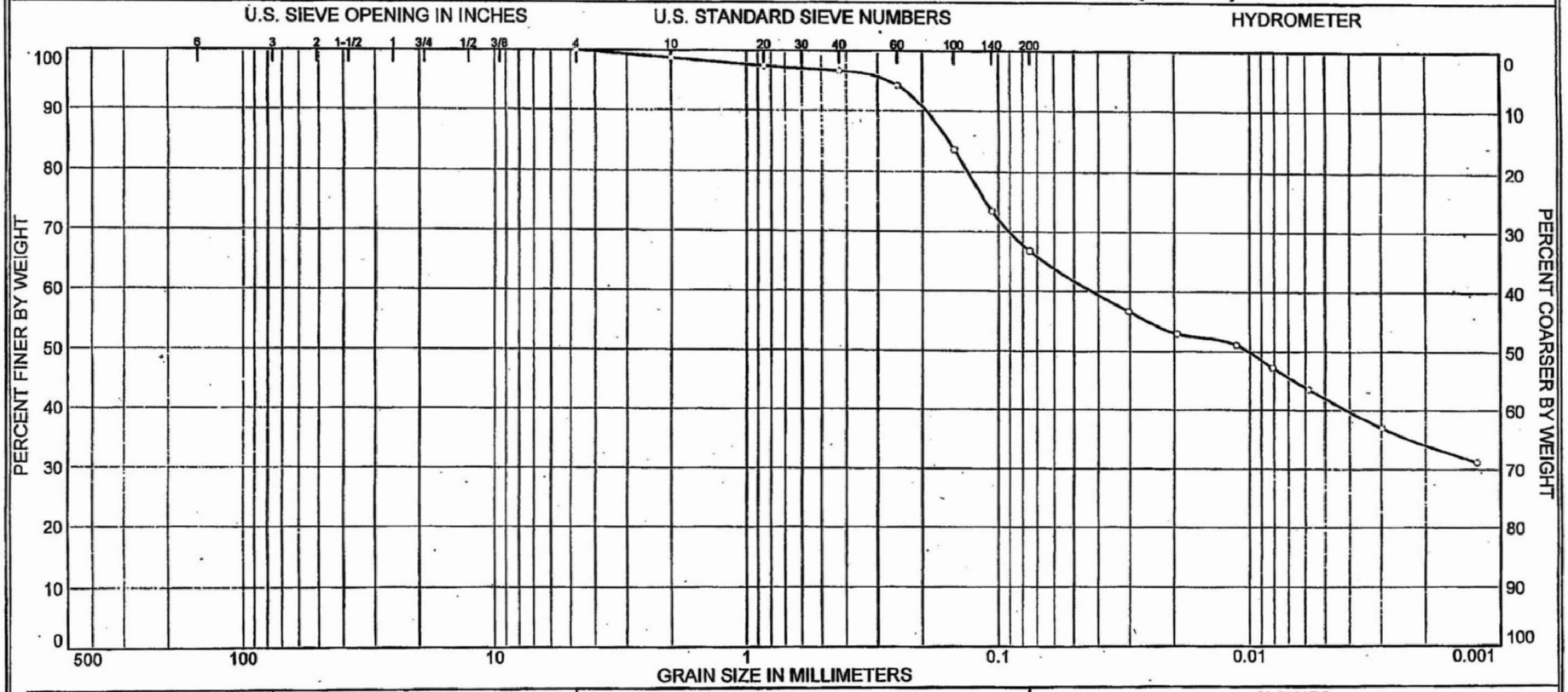

	% COBBLES	% GRAVEL		% SAND			% FINES	
		COARSE	FINE	COARSE	MEDIUM	FINE	SILT	CLAY
○	0.0	0.0	0.0	1.2	2.1	29.9	24.8	42.0

	SOURCE	SAMPLE #	DEPTH/ELEV.	DATE SAMPLED	USCS	MATERIAL DESCRIPTION	NM %	LL	PL
○	B-2174UD	UD-1	10-11.7 Ft.	1/16/08	CL	Light Greenish Gray Sandy Lean CLAY	19.5	37	13

Client Bechtel

Project Exelon Texas COL (Victoria)

Project No. 6468-07-1777 Lab No. 8433

MACTEC ENGINEERING AND CONSULTING, INC.

○ Tested by: EH Reviewed by: HJ HJ

NM value from average of strength tests performed.
Specific Gravity = 2.67 (ASTM D 854-06) DSC 3-31-08